

[Print Form\(s\)](#)[Return](#)

Equity in Athletics 2009

Institution: Kansas State University (155399)

User ID: E91553991

Screening Questions

Please answer these questions carefully as your responses will determine which subsequent data entry screens are appropriate for your institution.

1. How will you report Operating Expenses (i.e., Game Day expenses)?

 By Team Per Participant

2. Select the type of varsity sports teams at your institution.

 Men's Teams Only Women's Teams Only Both Men's Teams and Women's Teams Men's Teams and Coed Teams Women's Teams and Coed Teams Men's Teams and Women's Teams and Coed Teams Coed Teams Only

3. Do you have any assistant coaches?

 Yes

Men's Teams

Women's Teams

Coed Teams

 No

Institution: Kansas State University (155399)

User ID: E91553991

Sports Selection - Men's and Women's Teams

Select the varsity sports teams at your institution.

Sport	Men's	Women's	Sport	Men's	Women's
Archery	<input type="checkbox"/>	<input type="checkbox"/>	Badminton	<input type="checkbox"/>	<input type="checkbox"/>
Baseball	<input checked="" type="checkbox"/>		Basketball	<input checked="" type="checkbox"/>	<input checked="" type="checkbox"/>
Beach Volleyball	<input type="checkbox"/>	<input type="checkbox"/>	Bowling	<input type="checkbox"/>	<input type="checkbox"/>
Cross Country	<input checked="" type="checkbox"/>	<input checked="" type="checkbox"/>	Diving	<input type="checkbox"/>	<input type="checkbox"/>
Equestrian	<input type="checkbox"/>	<input checked="" type="checkbox"/>	Fencing	<input type="checkbox"/>	<input type="checkbox"/>
Field Hockey		<input type="checkbox"/>	Football	<input checked="" type="checkbox"/>	
Golf	<input checked="" type="checkbox"/>	<input checked="" type="checkbox"/>	Gymnastics	<input type="checkbox"/>	<input type="checkbox"/>
Ice Hockey	<input type="checkbox"/>	<input type="checkbox"/>	Lacrosse	<input type="checkbox"/>	<input type="checkbox"/>
Rifle	<input type="checkbox"/>	<input type="checkbox"/>	Rodeo	<input type="checkbox"/>	<input type="checkbox"/>
Rowing	<input type="checkbox"/>	<input checked="" type="checkbox"/>	Sailing	<input type="checkbox"/>	<input type="checkbox"/>
Skiing	<input type="checkbox"/>	<input type="checkbox"/>	Soccer	<input type="checkbox"/>	<input type="checkbox"/>
Softball		<input type="checkbox"/>	Squash	<input type="checkbox"/>	<input type="checkbox"/>
Swimming	<input type="checkbox"/>	<input type="checkbox"/>	Swimming and Diving (combined)	<input type="checkbox"/>	<input type="checkbox"/>
Synchronized Swimming		<input type="checkbox"/>	Table Tennis	<input type="checkbox"/>	<input type="checkbox"/>
Team Handball	<input type="checkbox"/>	<input type="checkbox"/>	Tennis	<input type="checkbox"/>	<input checked="" type="checkbox"/>
Track and Field (Indoor)	<input checked="" type="checkbox"/>	<input checked="" type="checkbox"/>	Track and Field (Outdoor)	<input checked="" type="checkbox"/>	<input checked="" type="checkbox"/>
Track and Field and Cross Country (combined)	<input type="checkbox"/>	<input type="checkbox"/>	Volleyball	<input type="checkbox"/>	<input checked="" type="checkbox"/>
Water Polo	<input type="checkbox"/>	<input type="checkbox"/>	Weight Lifting	<input type="checkbox"/>	<input type="checkbox"/>
Wrestling	<input type="checkbox"/>	<input type="checkbox"/>	<u>Other Sports (Specify sports in the caveat box.) *</u>	<input type="checkbox"/>	<input type="checkbox"/>

CAVEAT

* If you indicated in the caveat box that your other sports are Dancing and/or Cheerleading, please also specify in the caveat box that your institution has a letter from the Office of Civil Rights confirming that the OCR has determined that Dancing and/or Cheerleading are varsity sports at your institution.

If after leaving this screen you return to it to add a sport, be sure to include associated data for that sport on subsequent screens. If you return to this screen to delete a sport, all associated data for that sport will be deleted from subsequent screens as well.

Institution: Kansas State University (155399)

User ID: E91553991

Athletics Participation - Men's and Women's Teams

Athletics Participation

Number of participants as of the day of the first scheduled contest

Varsity Teams	Men's Teams	Women's Teams
Baseball	37	
Basketball	15	15
Cross Country	12	10
Equestrian		68
Football	120	
Golf	11	10
Rowing		74
Tennis		8
Track and Field (Indoor)	42	32
Track and Field (Outdoor)	42	32
Volleyball		16
Total Participants Men's and Women's Teams	279	265
Unduplicated Count of Participants (If an individual participates on more than one team, count that individual only once on this line.)	229	226

CAVEAT

Institution: Kansas State University (155399)

User ID: E91553991

Head Coaches - Men's Teams

Head Coaches - Men's Teams

A full-time head coach is an individual who coaches one team full-time and is a full-time employee of the school.

Varsity Teams	Male Head Coaches				Female Head Coaches				Total Head Coaches
	Full-Time Coaching Duties	Part-Time Coaching Duties	Full-Time University Employee	Part-Time University Employee or Volunteer	Full-Time Coaching Duties	Part-Time Coaching Duties	Full-Time University Employee	Part-Time University or Volunteer	
Baseball	<input type="text" value="1"/>	<input type="text"/>	<input type="text" value="1"/>	<input type="text"/>	<input type="text"/>	<input type="text"/>	<input type="text"/>	<input type="text"/>	1
Basketball	<input type="text" value="1"/>	<input type="text"/>	<input type="text" value="1"/>	<input type="text"/>	<input type="text"/>	<input type="text"/>	<input type="text"/>	<input type="text"/>	1
Cross Country	<input type="text"/>	<input type="text" value="1"/>	<input type="text" value="1"/>	<input type="text"/>	<input type="text"/>	<input type="text"/>	<input type="text"/>	<input type="text"/>	1
Football	<input type="text" value="1"/>	<input type="text"/>	<input type="text" value="1"/>	<input type="text"/>	<input type="text"/>	<input type="text"/>	<input type="text"/>	<input type="text"/>	1
Golf	<input type="text" value="1"/>	<input type="text"/>	<input type="text" value="1"/>	<input type="text"/>	<input type="text"/>	<input type="text"/>	<input type="text"/>	<input type="text"/>	1
Track and Field (Indoor)	<input type="text"/>	<input type="text" value="1"/>	<input type="text" value="1"/>	<input type="text"/>	<input type="text"/>	<input type="text"/>	<input type="text"/>	<input type="text"/>	1
Track and Field (Outdoor)	<input type="text"/>	<input type="text" value="1"/>	<input type="text" value="1"/>	<input type="text"/>	<input type="text"/>	<input type="text"/>	<input type="text"/>	<input type="text"/>	1
Coaching Position Totals	4	3	7	0	0	0	0	0	7

CAVEAT

Institution: Kansas State University (155399)

User ID: E91553991

Head Coaches - Women's Teams

Head Coaches - Women's Teams

A full-time head coach is an individual who coaches one team full-time and is a full-time employee of the school.

Varsity Teams	Male Head Coaches				Female Head Coaches				Total Head Coaches
	Full-Time Coaching Duties	Part-Time Coaching Duties	Full-Time University Employee	Part-Time University Employee or Volunteer	Full-Time Coaching Duties	Part-Time Coaching Duties	Full-Time University Employee	Part-Time University Employee or Volunteer	
Basketball	<input type="text"/>	<input type="text"/>	<input type="text"/>	<input type="text"/>	<input type="text" value="1"/>	<input type="text"/>	<input type="text" value="1"/>	<input type="text"/>	1
Cross Country	<input type="text"/>	<input type="text" value="1"/>	<input type="text" value="1"/>	<input type="text"/>	<input type="text"/>	<input type="text"/>	<input type="text"/>	<input type="text"/>	1
Equestrian	<input type="text"/>	<input type="text"/>	<input type="text"/>	<input type="text"/>	<input type="text" value="1"/>	<input type="text"/>	<input type="text" value="1"/>	<input type="text"/>	1
Golf	<input type="text"/>	<input type="text"/>	<input type="text"/>	<input type="text"/>	<input type="text" value="1"/>	<input type="text"/>	<input type="text" value="1"/>	<input type="text"/>	1
Rowing	<input type="text" value="1"/>	<input type="text"/>	<input type="text" value="1"/>	<input type="text"/>	<input type="text"/>	<input type="text"/>	<input type="text"/>	<input type="text"/>	1
Tennis	<input type="text" value="1"/>	<input type="text"/>	<input type="text" value="1"/>	<input type="text"/>	<input type="text"/>	<input type="text"/>	<input type="text"/>	<input type="text"/>	1
Track and Field (Indoor)	<input type="text"/>	<input type="text" value="1"/>	<input type="text" value="1"/>	<input type="text"/>	<input type="text"/>	<input type="text"/>	<input type="text"/>	<input type="text"/>	1
Track and Field (Outdoor)	<input type="text"/>	<input type="text" value="1"/>	<input type="text" value="1"/>	<input type="text"/>	<input type="text"/>	<input type="text"/>	<input type="text"/>	<input type="text"/>	1
Volleyball	<input type="text"/>	<input type="text"/>	<input type="text"/>	<input type="text"/>	<input type="text" value="1"/>	<input type="text"/>	<input type="text" value="1"/>	<input type="text"/>	1
Coaching Position Totals	2	3	5	0	4	0	4	0	9

CAVEAT

Institution: Kansas State University (155399)

User ID: E91553991

Head Coaches' Salaries - Men's and Women's Teams

Head Coaches' Salaries

Enter salaries and bonuses only. Do not include benefits on this screen. Do not include volunteer head coaches in calculating average salary and average FTE.

	Men's Teams	Women's Teams
Average Annual Institutional Salary per Head Coach	454,036	114,421
Number of Head Coaches Included in Average	7	9
Number of Volunteer Head Coaches not Included in the Average	0	0
Average Annual Institutional Salary per Full-time equivalent (FTE)	669,106	152,561
Number of Full-time equivalents (FTEs) Included in Average	4.75	6.75

CAVEAT

Institution: Kansas State University (155399)

User ID: E91553991

Assistant Coaches - Men's Teams

Assistant Coaches - Men's Teams

A full-time assistant coach is an individual who coaches one team full-time and is a full-time employee of the school.

Varsity Teams	Male Assistant Coaches				Female Assistant Coaches				Total Assistant Coaches
	Full-Time Coaching Duties	Part-Time Coaching Duties	Full-Time University Employee	Part-Time University Employee or Volunteer	Full-Time Coaching Duties	Part-Time Coaching Duties	Full-Time University Employee	Part-Time University Employee or Volunteer	
Baseball	2	1	2	1					3
Basketball	3		3						3
Cross Country									0
Football	9	2	9	2					11
Golf									0
Track and Field, Indoor		6	5	1					6
Track and Field (Outdoor)		6	5	1					6
Coaching Position Totals	14	15	24	5	0	0	0	0	29

CAVEAT

Institution: Kansas State University (155399)

User ID: E91553991

Assistant Coaches - Women's Teams

Assistant Coaches - Women's Teams

A full-time assistant coach is an individual who coaches one team full-time and is a full-time employee of the school.

Varsity Teams	Male Assistant Coaches				Female Assistant Coaches				Total Assistant Coaches
	Full-Time Coaching Duties	Part-Time Coaching Duties	Full-Time University Employee	Part-Time University Employee or Volunteer	Full-Time Coaching Duties	Part-Time Coaching Duties	Full-Time University Employee	Part-Time University Employee or Volunteer	
Basketball	<input type="text"/>	<input type="text"/>	<input type="text"/>	<input type="text"/>	3	<input type="text"/>	3	<input type="text"/>	3
Cross Country	<input type="text"/>	1	<input type="text"/>	1	<input type="text"/>	<input type="text"/>	<input type="text"/>	<input type="text"/>	1
Equestrian	<input type="text"/>	<input type="text"/>	<input type="text"/>	<input type="text"/>	2	<input type="text"/>	2	<input type="text"/>	2
Golf	<input type="text"/>	<input type="text"/>	<input type="text"/>	<input type="text"/>	<input type="text"/>	<input type="text"/>	<input type="text"/>	<input type="text"/>	0
Rowing	<input type="text"/>	<input type="text"/>	<input type="text"/>	<input type="text"/>	2	2	2	2	4
Tennis	<input type="text"/>	<input type="text"/>	<input type="text"/>	<input type="text"/>	<input type="text"/>	1	<input type="text"/>	1	1
Track and Field (Indoor)	<input type="text"/>	5	5	<input type="text"/>	<input type="text"/>	1	<input type="text"/>	1	6
Track and Field (Outdoor)	<input type="text"/>	5	5	<input type="text"/>	<input type="text"/>	<input type="text"/>	<input type="text"/>	<input type="text"/>	5
Volleyball	2	<input type="text"/>	2	<input type="text"/>	<input type="text"/>	1	<input type="text"/>	1	3
Coaching Position Totals	2	11	12	1	7	5	7	5	25

CAVEAT

Institution: Kansas State University (155399)

User ID: E91553991

Assistant Coaches' Salaries - Men's and Women's Teams

Assistant Coaches' Salaries

Enter salaries and bonuses only. Do not include benefits on this screen. Do not include volunteer assistant coaches in calculating average salary and average FTE.

	Men's Teams	Women's Teams
Average Annual Institutional Salary per Assistant Coach	144,966	42,955
Number of Assistant Coaches Included in Average	24	20
Number of Volunteer Assistant Coaches not Included in the Average	5	5
Average Annual Institutional Salary per Full-time equivalent (FTE)	214,104	70,131
Number of Full-time equivalents (FTEs) Included in Average	16.25	12.25

CAVEAT

Institution: Kansas State University (155399)

User ID: E91553991

Athletically Related Student Aid - Men's and Women's Teams

Athletically Related Student Aid

Athletically related student aid is any scholarship, grant, or other form of financial assistance, offered by an institution, the terms of which require the recipient to participate in a program of intercollegiate athletics at the institution. Other student aid, of which a student-athlete simply happens to be the recipient, is not athletically related student aid. If you do not have any aid to report, enter a 0.

	Men's Teams	Women's Teams	Total
Total	<input type="text" value="3,524,497"/>	<input type="text" value="2,023,321"/>	5,547,818
Ratio (percent)	64	36	100%
CAVEAT			

Institution: Kansas State University (155399)

User ID: E91553991

Recruiting Expenses - Men's and Women's Teams

Recruiting Expenses

Recruiting expenses are all expenses an institution incurs attributable to recruiting activities. This includes, but is not limited to, expenses for lodging, meals, telephone use, and transportation (including vehicles used for recruiting purposes) for both recruits and personnel engaged in recruiting, and other expenses for official and unofficial visits, and all other expenses related to recruiting. If you do not have any recruiting expenses to report, enter a 0.

	Men's Teams	Women's Teams	Total
Total	<input type="text" value="903,971"/>	<input type="text" value="306,896"/>	1,210,867

CAVEAT

Institution: Kansas State University (155399)

User ID: E91553991


Operating Expenses (i.e., Game-Day Expenses) - Men's and Women's Teams by Team

Operating Expenses by Team

Operating expenses are all expenses an institution incurs attributable to home, away, and neutral-site intercollegiate athletic contests (commonly known as "game-day expenses"), for (A) Lodging, meals, transportation, uniforms, and equipment for coaches, team members, support staff (including, but not limited to team managers and trainers), and others; and (B) Officials.

Varsity Teams	Participants	Men's Teams		Participants	Women's Teams		Total Operating Expenses
		Operating Expenses per Participant	By Team		Operating Expenses per Participant	By Team	
Basketball	15	67,922	1,018,834	15	57,260	858,895	1,877,729
Football	120	16,940	2,032,784				2,032,784
Baseball	37	11,592	428,905				428,905
Cross Country	12	6,825	81,901	10	6,825	68,251	150,152
Equestrian				68	3,535	240,403	240,403
Golf	11	9,924	109,166	10	8,746	87,455	196,621
Rowing				74	3,474	257,094	257,094
Tennis				8	13,167	105,333	105,333
Track and Field (Indoor)	42	2,029	85,223	32	2,029	64,931	150,154
Track and Field (Outdoor)	42	2,029	85,223	32	2,029	64,931	150,154
Volleyball				16	19,752	316,027	316,027
Total Operating Expenses Men's and Women's Teams	279		3,842,036	265		2,063,320	5,905,356

CAVEAT



Institution: Kansas State University (155399)

User ID: E91553991


Total Expenses - Men's and Women's Teams

Expenses by Team

Expenses are all expenses attributable to intercollegiate athletic activities. This includes appearance guarantees and options, athletically related student aid, contract services, equipment, fundraising activities, operating expenses, promotional activities, recruiting expenses, salaries and benefits, supplies, travel, and any other expenses attributable to intercollegiate athletic activities.

Varsity Teams	Men's Teams	Women's Teams	Total
Basketball	4,608,889	2,513,866	7,122,755
Football	14,019,452		14,019,452
Baseball	1,390,809		1,390,809
Cross Country	262,222	279,473	541,695
Equestrian		845,039	845,039
Golf	325,220	343,223	668,443
Rowing		897,451	897,451
Tennis		440,385	440,385
Track and Field (Indoor)	265,543	276,152	541,695
Track and Field (Outdoor)	265,543	276,152	541,695
Volleyball		1,117,724	1,117,724
Total Expenses of all Sports, Except Football and Basketball, Combined	2,509,337	4,475,599	6,984,936
Total Expenses Men's and Women's Teams	21,137,678	6,989,465	28,127,143
Not Allocated by Gender/Sport			17,974,136
Grand Total Expenses			46,101,279

CAVEAT



Institution: Kansas State University (155399)

User ID: E91553991


Total Revenues - Men's and Women's Teams

Revenues by Team

Revenues are all revenues attributable to intercollegiate athletic activities. This includes revenues from appearance guarantees and options, an athletic conference, tournament or bowl games, concessions, contributions from alumni and others, institutional support, program advertising and sales, radio and television, royalties, signage and other sponsorships, sport camps, state or other government support, student activity fees, ticket and luxury box sales, and any other revenues attributable to intercollegiate athletic activities.

Varsity Teams	Men's Teams	Women's Teams	Total
Basketball	5,656,041	765,006	6,421,047
Football	21,378,813		21,378,813
Baseball	277,482		277,482
Cross Country	63,316	35,684	99,000
Equestrian		47,166	47,166
Golf	23,360	30,969	54,329
Rowing		51,307	51,307
Tennis		23,495	23,495
Track and Field (Indoor)	66,637	32,363	99,000
Track and Field (Outdoor)	66,637	32,363	99,000
Volleyball		110,947	110,947
Total Revenues of all Sports, Except Football and Basketball, Combined	497,432	364,294	861,726
Total Revenues Men's and Women's Teams	27,532,286	1,129,300	28,661,586
Not Allocated by Gender/Sport			18,738,317
Grand Total for all Teams (includes by team and not allocated by gender/sport)			47,399,903

CAVEAT




Institution: Kansas State University (155399)

User ID: E91553991

Summary - Men's and Women's Teams

Revenues and Expenses Summary

	Men's Teams	Women's Teams	Total
1 Total of Head Coaches' Salaries	3,178,252	1,029,789	4,208,041
2 Total of Assistant Coaches' Salaries	3,479,184	859,100	4,338,284
3 Total Salaries (Lines 1+2)	6,657,436	1,888,889	8,546,325
4 Athletically Related Student Aid	3,524,497	2,023,321	5,547,818
5 Recruiting Expenses	903,971	306,896	1,210,867
6 Operating Expenses	3,842,036	2,063,320	5,905,356
7 Summary of Subset Expenses (Lines 3+4+5+6)	14,927,940	6,282,426	21,210,366
8 Total Expenses	21,137,678	6,989,465	28,127,143
9 Total Expenses Minus Subset Expenses (Line 8 – Line 7)	6,209,738	707,039	6,916,777
10 Not Allocated Expenses			17,974,136
11 Grand Total Expenses (Lines 8+10)			46,101,279
12 Total Revenues	27,532,286	1,129,300	28,661,586
13 Not Allocated Revenues			18,738,317
14 Grand Total Revenues (Lines 12+13)			47,399,903
15 Total Revenues Minus Expenses (Line 12- Line 8)	6,394,608	-5,860,165	534,443
16 Grand Total Revenues Minus Grand Total Expenses (Line 14- Line 11)			 1,298,624

Please review this screen carefully. **The amount of Grand Total Revenues must be equal to or greater than the amount of Grand Total Expenses** before you can lock your survey data. If it is not, you must go back and correct the amounts you entered on the Total Revenues and/or Total Expenses screen(s).

Remember that your **Total Revenues** and **Total Expenses** screens must include amounts you entered on some of the other screens. That is:

- The amount you entered on the Athletically Related Student Aid screen must be included with all of your other revenues (budget, ticket sales, etc.) on the **Total Revenues** screen. For detailed information on what to include in Total Revenues, click on 'Click here for screen instructions' on the Total Revenues screen.
- The amount you entered on the Operating Expenses, Recruiting Expenses, and Athletically Related Student Aid screens must be included with all of your other expenses (salaries and benefits, equipment, etc.) on the **Total Expenses** screen. For detailed information about what to include in Total Expenses, click on 'Click here for screen instructions' on the Total Expenses screen.

To return to the data entry screens to make corrections, click on the link in the menu on the left of this screen.

To proceed to the Supplemental Information screen, click on that link in the menu or click on the 'Next' button on the bottom of this screen.

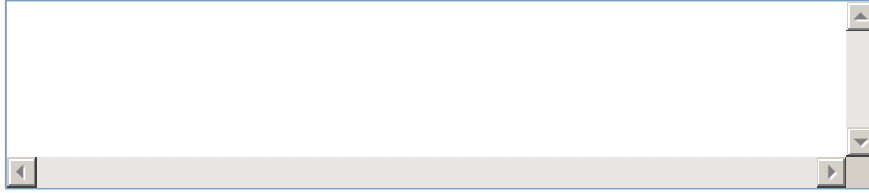
Institution: Kansas State University (155399)

User ID: E91553991

Supplemental Information

Supplemental Information

This screen is optional. You may use it to provide additional information to help the reader better understand the data you have provided in this survey, or to help a prospective student-athlete make an informed choice of an athletic program. If you do not want to enter any supplemental information, please leave this screen blank.



[Print Form\(s\)](#)

[Return](#)