

K-STATE



SCHEDULE/RESULTS (5-4, 3-2 BIG 12)

SEPTEMBER

5 MASSACHUSETTSW, 21-17
 12 at Louisiana (ESPN360)L, 15-17
 19 at UCLA (FSN)L, 9-23
 26 TENNESSEE TECHW, 49-7

OCTOBER

3 vs. Iowa State* (Arrowhead Stadium, Kansas City, Mo.) (FCS) ..W, 24-23
 10 at Texas Tech* (FSN)L, 14-66
 17 TEXAS A&M* (FCS)W, 62-14
 24 COLORADO* [HC] (FCS)W, 20-6
 31 at #22 Oklahoma* (FSN)L, 30-42

NOVEMBER

7 KANSAS*11:30 a.m.
 14 MISSOURI*TBA
 21 at Nebraska*TBA

Home games in BOLD All times Central * Big 12 Conference game (HC) Homecoming

COACHING STAFF

Bill SnyderHead Coach
 Chris CoshAssistant HC/Co-Def. Coordinator/Linebackers
 Vic KoenningAssistant HC/Co-Def. Coordinator/Secondary
 Dana DimelCo-Offensive Coordinator/Running Backs
 Del MillerCo-Offensive Coordinator/Quarterbacks
 Joe Bob ClementsDefensive Ends
 Charlie DickeyOffensive Line
 Mo LatimoreInterior Defensive Line
 Ricky RahneTight Ends
 Michael SmithWide Receivers

WEEKLY SCHEDULE

MONDAY, NOVEMBER 2

10:30 a.m.Bill Snyder on Big 12 Teleconference

TUESDAY, NOVEMBER 3

Weekly Press Conference

12 p.m.Lunch
 12:30 p.m.Bill Snyder
 1 p.m.-2 p.m.Player Interviews

WEDNESDAY, NOVEMBER 4

7-7:30 p.m.Bill Snyder (out-of-town media)

THURSDAY, NOVEMBER 5

7-8 p.m.Bill Snyder Radio Show

SATURDAY, NOVEMBER 7

11:30 a.m.Kickoff vs. Kansas

K-STATE SPORTS INFORMATION

Office Phone785.532.6735
 Office Fax785.532.6093
 Websitewww.k-statesports.com

KENNY LANNOU (PRIMARY CONTACT)

Office Phone785.532.7977
 Cell Phone785.587.7867
 Emailklannou@kstatesports.com

RYAN LACKEY (SECONDARY CONTACT)

Office Phone785.532.7708
 Cell Phone785.587.7865
 Emailrlackey@kstatesports.com

KANSAS at KANSAS STATE



KANSAS STATE WILDCATS

2009 Record: 5-4, 3-2 Big 12
 Ranking (AP/Coaches): NR/RV
 Last Game: Oct. 31, 2009
 Lost to #22 Oklahoma, 42-30
 Coach: Bill Snyder
 Career Record: 141-72-1 (18)
 vs. KU: 13-4

STATISTICAL LEADERS

Rushing: Daniel Thomas
 181 car., 902 yds., 10 TD
 Passing: Grant Gregory
 61-of-98, 665 yds., 3 TD, 2 INT
 Receiving: Brandon Banks
 42 rec., 524 yds., 1 TD



KANSAS JAYHAWKS

2009 Record: 5-3, 1-3 Big 12
 Ranking (AP/Coaches): NR/NR
 Last Game: Oct. 31, 2009
 Lost to Texas Tech, 42-21
 Coach: Mark Mangino
 Career Record: 50-44 (8)
 vs. K-State: 4-3

STATISTICAL LEADERS

Rushing: Toben Opurum
 114 car., 491 yds., 9 TD
 Passing: Todd Reesing
 205-of-320, 2,385 yds., 16 TD, 7 INT
 Receiving: Kerry Meier
 65 rec., 666 yds., 6 TD

GAME INFORMATION

Date: Saturday, November 7, 2009
 Kickoff: 11:30 a.m.
 Location: Manhattan, Kan.
 Stadium: Bill Snyder Family Stadium (50,000)
 Series: Kansas leads, 65-36-5
 TV: VERSUS
 Ron Thulin (Play-by-Play)
 Kelly Stouffer (Analyst)
 Lewis Johnson (Sideline Reporter)
 Radio: K-State Sports Network; JumpTV Radio;
 SIRIUS Satellite Radio Ch. 147
 Wyatt Thompson (Play-by-Play)
 Stan Weber (Analyst)
 Matt Walters (Sideline Reporter)
 Tickets: 1-800-221-CATS

K-STATE BEGINS NOVEMBER STRETCH RUN WITH KU

WILDCATS AND JAYHAWKS SQUARE OFF IN 107th EDITION OF SUNFLOWER SHOWDOWN

Kansas State, currently atop the Big 12 North standings, returns home to begin the month of November as rival Kansas visits Bill Snyder Family Stadium for the 107th edition of the Sunflower Showdown.

The game, which kicks at 11:30 a.m., will be televised nationally by VERSUS as Ron Thulin (play-by-play), Kelly Stouffer (analyst) and Lewis Johnson (sideline) will have call. A live audio broadcast is also available across the K-State Sports Network, online at www.k-statesports.com and on SIRIUS satellite radio channel 147. Wyatt Thompson will call the action with Stan Weber serving as the color analyst and Matt Walters providing sideline updates.

K-State and Kansas are both coming off road losses on Saturday and will be meeting for the 107th time in the series. Though Kansas holds a 65-36-5 edge in the all-time series and have won three straight, K-State is 13-4 against the Jayhawks under Bill Snyder and 9-4 during the Big 12 era. Also, under Snyder, K-State has won the past eight games of the series played in Manhattan.

A QUICK LOOK AT THE WILDCATS

K-State, coming off a valiant effort at No. 22 Oklahoma last weekend, will look to improve to 5-0 on the season at home against rival Kansas on Saturday.

The Wildcat offense put up 30 points and 364 total yards last weekend, both season-highs against a stout Sooner defense. Quarterback Grant Gregory continues to grow comfortable in the offense, while running back Daniel Thomas and wide receiver/kick returner Brandon Banks continue to make their case for All-America honors. Thomas has continued to carry the load offensively and is approaching 1,000 yards rushing on the season, while Banks is coming off a huge game at Oklahoma when he accounted for a school-record 351 all-purpose yards and his Big 12-record fourth kick return for a touchdown.

The Wildcat defense has put up solid numbers this season, especially in the Wildcats' four games at Bill Snyder Family Stadium. So far in four home games, K-State has yielded just 11.0 points and 216.0 total yards a game in four wins. The Wildcats also have collected 14 sacks, eight interceptions and 27 tackles for loss at home this season. Jeffrey Fitzgerald has been a force up front defensively with his 6.0 sacks, while Emmanuel Lamur leads the squad in tackles with 46. Tysyn Hartman continues to put up All-Big 12-like numbers as he has collected 42 tackles, six pass breakups and four interceptions on the season.

K-STATE'S STATISTICAL LEADERS

| | |
|------------------|-----------------------------------|
| Passing | Grant Gregory, 61-98-2-665, 3 TD |
| Rushing | Daniel Thomas, 181-902-10 |
| Receiving | Brandon Banks, 42-524-1 |
| Scoring | Daniel Thomas, 60 points |
| Punting | Ryan Doerr, 32-40.4 avg. |
| Kicking | Josh Cherry, 6-of-11 field goals |
| Tackles | Emmanuel Lamur, 46 tackles |
| Tackles For Loss | Jeffrey Fitzgerald, 8.5 TFL's |
| Sacks | Jeffrey Fitzgerald, 6.0 sacks |
| Interceptions | Tysyn Hartman, 4 INT |
| Kickoff Returns | Brandon Banks, 30-31.8 avg., 4 TD |
| Punt Returns | Tysyn Hartman, 8-13.1 avg. |

HEAD COACH
BILL SNYDER



KANSAS STATE

Year at K-State: 18th (141-72-1 record)

PERSONAL

Date of Birth: Oct. 7, 1939
Hometown: St. Joseph, Mo.
Spouse: Sharon
Children: Sean, Ross, Shannon, Meredith, Whitney
Grandchildren: Sydney, Katherine, Tate, Matthew, Alexis, Gavin, Kadin and Tylin

EDUCATION

Received B.A. from William Jewell in 1963
Received M.A. from Eastern New Mexico in 1965

PLAYING EXPERIENCE

Three-year letterwinner as a defensive back at William Jewell.

COACHING EXPERIENCE

Indio HS, 1964 - assistant coach
USC, 1966 - graduate assistant
Indio HS, 1967-68 - head coach
Santa Ana Foothill HS, 1969-73 - head coach
Austin College, 1974-75 - offensive coordinator
North Texas, 1976-78 - assistant coach
Iowa, 1979-88 - offensive coordinator
Kansas State, 1989-2005, 2009 - head coach

2009 FOOTBALL PROMOTIONAL SCHEDULE



MASSACHUSETTS

Ticket Promo:\$9 - First 1,989 tickets in North End Zone
...1989 UNT vs. K-State DVD for first 500 \$35 ticket purchases
Game Promotion:K-State Family/Football Reunion
.....Cats for Cans
RecognitionsFormer Football Players (end of 1st)
.....Band uniform donors (Halftime)

TENNESSEE TECH

Ticket Promo:\$10 off with UMass Ticket
.....\$15 - Family Day
Game Promotion:Fort Riley Day
.....Band Day
.....University Family Day

TEXAS A&M

Ticket Promo:Family 4-Packs for \$99
Game Promotion:Harley Day
RecognitionsVolleyball (end of 1st)

COLORADO

Ticket Promo:\$20 - Alumni and Young Alumni Members
Game Promotion:Homecoming
RecognitionsBasketball (end of 1st)

KANSAS

Ticket Promo:TBA
Game Promotion:Ahearn Steak Fry
RecognitionsBaseball (end of 1st)

MISSOURI

Ticket Promo:Family 4-Packs for \$99
Game Promotion:Senior Day
RecognitionsTrack (end of 1st)
.....Band Seniors (Halftime)

| Kenny Lannou klannou@kstatesports.com | | WEEK 10 vs KANSAS | | Ryan Lackey rlackey@kstatesports.com | | |
|---|---|--|--|---|---|---|
| Monday 2 | Tuesday 3 | Wednesday 4 | Thursday 5 | Friday 6 | Saturday 7 | Sunday 8 |
| Big 12 Teleconference 10:30 - Bill Snyder | Media Luncheon 12:00 - Lunch 12:30 - Bill Snyder 1:00 - Players Satellite Feed 3:00 - 3:15 p.m. AMC 15 - KU Digital 105 degrees West 11891.0 MHz Horizontal | Out-of-town Interviews (via telephone) 7-7:30 p.m. Bill Snyder | Bill Snyder Radio Show 7 - 8 p.m. No other media availability | No media availability | Game 9 Kansas at K-State 11:30 a.m. VERSUS Snyder Family Stadium Manhattan, Kan. Postgame Coach Snyder and players in team room | No media availability Kansas State Game Notes K-State game notes for the Missouri game will be available Monday. |

A LOOK AT THE OPPONENT

Kansas State will face another high-powered offense on Saturday when Kansas visits Bill Snyder Family Stadium. At 5-3 overall and 1-3 in Big 12 play, the Jayhawks have averaged 33.4 points and 448 total yards a game through eight games. Most of the damage on offense has come through the air as quarterback Todd Reesing has thrown for 2,385 yards and 16 touchdowns while completing 64.1-percent of his passes. His favorite targets this season have been Kerry Meier (65 catches) and Dezmon Briscoe (54) as the duo has combined for 56-percent of the Jayhawks' receptions this season. On the ground, Toben Oporum and Jake Sharp have combined for 12 scores and 824 yards. Defensively, Jake Laptad leads the group with 6.5 sacks and 10.0 tackles for loss, while Drew Dudley leads the team in tackles (57) with Darrel Stuckey close behind at 56. Kansas ranks 14th nationally in rush defense (99.13 ypg) as K-State's final four opponents this season all currently rank among the top 30 in the nation against the run.

AGAINST THE NORTH

K-State will look for its fourth straight win (third this season) against a north division opponent on Saturday. The Wildcats, looking to snap a three-game skid to rival Kansas, are 43-24 (.642) vs. division opponents since 1996, which is second to only Nebraska among Big 12 North schools.

WILDCATS AND JAYHAWKS

The Sunflower State Showdown certainly has stood the test of time. The Wildcats and Jayhawks will do battle for the 107th time this Saturday. According to the 2009 NCAA record book, the 106 meetings make the Sunflower Showdown the 13th most-played rivalry in the country. The series dates to 1902 and as one of the most continuously-played rivalries in the nation has been played every year since. Kansas State and Kansas also play annually for The Governor's Trophy. The "trophy" game was initiated in 1969 by Gov. Robert Docking. The trophy is presented to the winning team and coaches in the winner's dressing room immediately following each year's game by the Governor of Kansas. Kansas has won three straight and four of the last five meetings, but the Wildcats hold a 9-4 edge since the Big 12 was formed and a 13-4 advantage under head coach Bill Snyder.

| MOST-PLAYED RIVALRIES | |
|----------------------------|------------|
| Minnesota-Wisconsin | 118 |
| Kansas-Missouri | 117 |
| Kansas-Nebraska | 115 |
| Texas-Texas A&M | 115 |
| Miami (OH)-Cincinnati | 113 |
| N. Carolina-Virginia | 113 |
| Auburn-Georgia | 112 |
| Oregon-Oregon State | 112 |
| Indiana-Purdue | 111 |
| California-Stanford | 111 |
| Army-Navy | 109 |
| Utah-Utah State | 108 |
| Kansas State-Kansas | 106 |

KANSAS AT KANSAS STATE • TEAM COMPARISONS

KANSAS STATE (5-4/3-2 Big 12 North)

| Team Statistics | KS | OPP |
|--------------------|---------|---------|
| Points/Game | 27.1 | 23.9 |
| First Downs | 166 | 164 |
| Rushing/Game | 182.3 | 107.7 |
| Passing/Game | 175.0 | 234.3 |
| Total Offense/Game | 357.3 | 342.0 |
| Fumbles-Lost | 17-7 | 13-10 |
| Pen.-Yds/Game | 69-64.0 | 59-64.4 |
| Time of Possession | 34:17 | 25:43 |

INDIVIDUAL LEADERS

| RUSHING | Att | Net | Avg | TD | YPG |
|-----------|-----|-----|-----|----|-------|
| Thomas | 181 | 902 | 5.0 | 10 | 100.2 |
| Valentine | 50 | 362 | 7.2 | 6 | 40.2 |

| PASSING | A-C-I | Pct. | TD | YPG |
|---------|---------|------|----|------|
| Gregory | 98-61-2 | 62.2 | 3 | 83.1 |

| RECEIVING | Rec | Yds | Avg | TD | YPG |
|-----------|-----|-----|------|----|------|
| Banks | 42 | 524 | 12.5 | 1 | 58.2 |
| Snipes | 22 | 339 | 15.4 | 2 | 37.7 |

| DEFENSE | U-A-TT | TFL | Int. | FF-FR |
|----------|----------|-----|------|-------|
| E. Lamur | 28-18-46 | 1.0 | 2 | 0-1 |
| Hartman | 28-14-42 | 0.0 | 4 | 1-1 |

KANSAS (5-3/1-3 Big 12 North)

| Team Statistics | KU | OPP |
|--------------------|---------|---------|
| Points/Game | 33.4 | 25.1 |
| First Downs | 200 | 154 |
| Rushing/Game | 136.2 | 99.1 |
| Passing/Game | 311.6 | 247.4 |
| Total Offense/Game | 447.9 | 346.5 |
| Fumbles-Lost | 14-7 | 13-8 |
| Pen.-Yds/Game | 48-49.5 | 50-59.4 |
| Time of Possession | 31:46 | 28:14 |


INDIVIDUAL LEADERS

| RUSHING | Att | Net | Avg | TD | YPG |
|---------|-----|-----|-----|----|------|
| Oporum | 114 | 491 | 4.3 | 9 | 61.4 |
| Sharp | 72 | 333 | 4.6 | 3 | 55.5 |

| PASSING | A-C-I | Pct. | TD | YPG |
|---------|-----------|------|----|-------|
| Reesing | 320-205-7 | 64.1 | 16 | 298.1 |

| RECEIVING | Rec | Yds | Avg | TD | YPG |
|-----------|-----|-----|------|----|-------|
| Meier | 65 | 666 | 10.2 | 6 | 83.2 |
| Briscoe | 54 | 841 | 15.6 | 5 | 120.1 |

| DEFENSE | U-A-TT | TFL | Int. | FF-FR |
|---------|----------|-----|------|-------|
| Dudley | 32-25-57 | 7.5 | 0 | 0-0 |
| Stuckey | 38-18-56 | 3.5 | 1 | 1-0 |



NCAA TEAM RANKINGS

| Category | KS | KU |
|-------------------------|-----|-----|
| Rushing Offense | 32 | 76 |
| Passing Offense | 102 | 7 |
| Total Offense | 75 | 11 |
| Scoring Offense | 58 | 19 |
| Rushing Defense | 24 | 14 |
| Pass Efficiency Defense | 63 | 56 |
| Total Defense | 43 | 47 |
| Scoring Defense | 59 | 71 |
| Net Punting | 87 | 85 |
| Punt Returns | 43 | 85 |
| Kickoff Returns | 5 | 87 |
| Turnover Margin | 14 | 57 |
| Pass Defense | 81 | 100 |
| Passing Efficiency | 70 | 35 |



IN THE HUNT

K-State heads into the month of November with a 5-4 overall record and a 3-2 mark in Big 12 play. Currently atop the Big 12 North standings, the Wildcats control their own destiny with three games remaining (two at home) to defy the preseason prognosticators and take home at least a share of their fifth division title since 1998. To do so, the Wildcats will need to have a November to remember and under head coach Bill Snyder, the Cats have a track record of successful stretch runs. Since 1991 under Snyder, K-State is 40-11 in the month of November, which includes a stretch of 13 straight seasons of winning records in the month and six seasons with an undefeated final month.

SNYDER AMONG BEST ACTIVE COACHES

The author of the greatest turnaround in college football history, Bill Snyder has begun his second tour of duty guiding Kansas State. And, despite enduring two losing seasons at the end of his first tenure and a three-year hiatus, Snyder's work still ranks among the best in college football when compared to other active coaches. Snyder, who currently ranks 14th all-time in wins among active FBS coaches, is one of just two active BCS coaches who have served at the same school for at least 17 years and have never held the same position at another school as he shares that distinction with Joe Paterno of Penn State. Also, Snyder holds the 12th-best winning percentage among active FBS coaches with at least 100 wins. What might be even more amazing is that Snyder, despite the three-year layoff, has tallied the sixth-most victories among active coaches since 1990. Snyder has guided Kansas State to 140 victories since the 1990 season, only to be out-done by the likes of Mack Brown, Bobby Bowden, Frank Beamer, Joe Paterno and Steve Spurrier.

| MOST WINS SINCE 1990* | | |
|-----------------------|---------------------|-----------------|
| COACH | CURRENT SCHOOL | RECORD |
| Mack Brown | Texas | 190-52-1 |
| Bobby Bowden | Florida State | 182-52-1 |
| Frank Beamer | Virginia Tech | 172-71-1 |
| Joe Paterno | Penn State | 169-71-0 |
| Steve Spurrier | South Carolina | 155-53-1 |
| Bill Snyder | Kansas State | 140-62-1 |
| Gary Pinkel | Missouri | 137-81-3 |
| Nick Saban | Alabama | 133-67-1 |
| Bob Stoops | Oklahoma | 114-27-0 |

*active coaches

SNYDER PUTTING TOGETHER STRONG BID FOR BIG 12 COACH OF THE YEAR

Most media outlets and other preseason prognosticators didn't think too highly of Kansas State's chances in the Big 12 North this season as most predicted the Wildcats to finish fifth of even sixth in the division. But, one of the winningest coaches in NCAA history knew that by getting a little better each day in every aspect of the program and playing a style that best fits the personnel in the program, the Wildcats could put themselves in a solid position come November. And that's exactly what he and his coaching staff has done. Heading into November, and coming off a gutsy performance on the road at No. 22 Oklahoma, K-State controls its own destiny in the North, beginning Saturday with rival Kansas.

DEFENDING THE HOME TURF

Kansas State is a perfect 4-0 at home this season and will look to go 5-0 for the first time since 2002 on Saturday. A big part of that success has been due to the play of the defense as K-State has yielded just 11.0 points per game, 34.5 rushing yards per game, 216.0 total yards a game and forced 13 turnovers (eight interceptions and five fumbles) through four games at Bill Snyder Family Stadium.

HOME SWEET HOME

Few teams in college football have taken care of their home field as well as the Wildcats since the start of the 1990 season. Over the past 18 years, K-State is an amazing 105-23-1 (.814) when playing at Bill Snyder Family Stadium, including a 51-17-1 mark (.739) in league games (combined Big 8/Big 12).

FORCING THE ISSUE

Kansas State has seen its national ranking in turnover margin improve from 61st to 14th over the last three weeks. After forcing Texas A&M into six turnovers, including quarterback Jerrod Johnson's first three interceptions of the season, K-State forced Colorado into four turnovers, giving the Wildcats a total of 10 over the two-game span and 21 on the season. Also, the Wildcats' philosophy of playing team defense is most noticeable when looking at this statistic as nine different players collected the five interceptions and the five fumble recoveries over that two-game span against Colorado and Texas A&M.

WHAT A DIFFERENCE A YEAR MAKES

Kansas State has put an emphasis on defensive improvement in 2009 after the Wildcats finished towards the bottom of the NCAA rankings a year ago; and after nine games this season, the Cats are well on their way to being one of the most improved units in all of college football. After averaging nearly 218 yards rushing allowed and 261 yards passing a year ago, K-State has held its opponents to 342.0 total yards a game, 234.3 through the air and 107.7 on the ground. The numbers through nine games compared to last year are more impressive as the Cats have surrendered nearly 103 less total yards a game. The Cats rank fifth in the Big 12 in total defense, sixth in rushing defense and eighth in passing defense this week.

| DEFENSIVE IMPROVEMENT - THROUGH 9 GAMES | | |
|---|-------|-------|
| CATEGORY | 2008 | 2009 |
| Rushing YPG | 209.7 | 107.7 |
| Passing YPG | 235.0 | 234.3 |
| Total Offense | 444.7 | 342.0 |
| Plays of 20-plus Yards | 46 | 32 |

The numbers would be even more impressive when you look at eight of the Cats' nine games (less the Texas Tech game). When you discount the performance against the Red Raider offense, K-State has surrendered just 292.4 total yards a game this season (98.0 per game on the ground and 194.4 through the air). Also, Tech recorded 12 of the 32 total plays of 20 or more yards K-State has surrendered this season.

BIG 12 FOOTBALL STANDINGS

| NORTH DIVISION | B12 | Overall |
|---------------------|------------|------------|
| Kansas State | 3-2 | 5-4 |
| Nebraska | 2-2 | 5-3 |
| Iowa State | 2-3 | 5-4 |
| Kansas | 1-3 | 5-3 |
| Missouri | 1-3 | 5-3 |
| Colorado | 1-3 | 2-6 |

| SOUTH DIVISION | B12 | Overall |
|----------------|-----|---------|
| Texas | 5-0 | 8-0 |
| Oklahoma State | 3-1 | 6-2 |
| Oklahoma | 3-1 | 5-3 |
| Texas Tech | 3-2 | 6-3 |
| Texas A&M | 2-2 | 5-3 |
| Baylor | 0-4 | 3-5 |

UPCOMING BIG 12 SCHEDULE

SATURDAY, NOV. 7
 Texas A&M at Colorado (FCS)
 Central Florida at Texas (FSN)
 Kansas at Kansas State (VERSUS)
 Oklahoma State at Iowa State (ABC)
 Baylor at Missouri
 Oklahoma at Nebraska (ABC)

SATURDAY, NOV. 14
 Texas at Baylor
 Texas Tech at Oklahoma State
 Missouri at Kansas State
 Texas A&M at Oklahoma
 Nebraska at Kansas
 Colorado at Iowa State

WEEKLY BIG 12 TELECONFERENCE SCHEDULE

If you wish to participate, please email joni@big12sports.com with your media affiliation and contact number to obtain the media dial-in number. The number will not be distributed over the phone.

- 10:00 a.m. - Mark Mangino, Kansas
- 10:10 a.m. - Bob Stoops, Oklahoma
- 10:20 a.m. - Mike Gundy, Oklahoma State
- 10:30 a.m. - Bill Snyder, Kansas State**
- 10:40 a.m. - Gary Pinkel, Missouri
- 10:50 a.m. - Mike Leach, Texas Tech
- 11:00 a.m. - Art Briles, Baylor
- 11:10 a.m. - Paul Rhoads, Iowa State
- 11:20 a.m. - Mack Brown, Texas
- 11:30 a.m. - Mike Sherman, Texas A&M
- 11:40 a.m. - Dan Hawkins, Colorado
- 11:50 a.m. - Bo Pelini, Nebraska

NATIONAL RANKINGS

Associated Press Top 25 (Week 10)

| | | |
|--------------------------|-----|------|
| 1. Florida (38) | 8-0 | 1448 |
| 2. Texas (13) | 8-0 | 1408 |
| 3. Alabama (8) | 8-0 | 1390 |
| 4. Cincinnati | 8-0 | 1212 |
| 5. Boise State | 8-0 | 1211 |
| 6. TCU | 8-0 | 1147 |
| 7. Oregon | 7-1 | 1130 |
| 8. Iowa | 9-0 | 1127 |
| 9. LSU | 7-1 | 1036 |
| 10. Georgia Tech | 8-1 | 949 |
| 11. Penn State | 8-1 | 886 |
| 12. USC | 6-2 | 741 |
| 13. Houston | 7-1 | 707 |
| 14. Pittsburgh | 7-1 | 690 |
| 15. Ohio State | 7-2 | 636 |
| 16. Miami (FL) | 6-2 | 602 |
| 17. Utah | 7-1 | 552 |
| 18. Oklahoma State | 6-2 | 361 |
| 19. Notre Dame | 6-2 | 352 |
| 20. Oklahoma | 5-3 | 348 |
| 21. Arizona | 5-2 | 322 |
| 22. Virginia Tech | 5-3 | 185 |
| 23. California | 6-2 | 181 |
| 24. Wisconsin | 6-2 | 172 |
| 25. Brigham Young | 6-2 | 130 |

OTHER BIG 12 RECEIVING VOTES:

Texas Tech 24.

USA Today Coaches' Poll (Week 10)

| | | |
|--------------------------|-----|------|
| 1. Florida (50) | 8-0 | 1463 |
| 2. Texas (4) | 8-0 | 1395 |
| 3. Alabama (5) | 8-0 | 1390 |
| 4. TCU | 8-0 | 1182 |
| 5. Boise State | 8-0 | 1176 |
| 6. Iowa | 9-0 | 1161 |
| 7. Cincinnati | 8-0 | 1150 |
| 8. Oregon | 7-1 | 1079 |
| 9. LSU | 7-1 | 1062 |
| 10. Penn State | 8-1 | 966 |
| 11. Georgia Tech | 8-1 | 934 |
| 12. Ohio State | 7-2 | 730 |
| 13. USC | 6-2 | 729 |
| 14. Pittsburgh | 7-1 | 694 |
| 15. Houston | 7-1 | 672 |
| 16. Utah | 7-1 | 567 |
| 17. Miami (FL) | 6-2 | 549 |
| 18. Oklahoma State | 6-2 | 371 |
| 19. Arizona | 5-2 | 320 |
| 20. Oklahoma | 5-3 | 313 |
| 21. Notre Dame | 6-2 | 281 |
| 22. Wisconsin | 6-2 | 204 |
| 23. California | 6-2 | 197 |
| 24. Virginia Tech | 5-3 | 193 |
| 25. Brigham Young | 6-2 | 106 |

OTHER BIG 12 RECEIVING VOTES:

Texas Tech 49, *Kansas State 1.*

THE LAST TIME KANSAS STATE...

Was Ranked: Oct. 14, 2007 24 (AP)
Received Votes in AP Poll: Oct. 28, 2007
Received Votes in Coaches Poll: Nov. 1, 2009

GETTING DEFENSIVE

Through nine games this season, K-State's defense has done a masterful job of holding its opponent and getting its offense back on the field. The Cats have forced their opponents into 26 three-and-outs, including five against Texas A&M and four each against Louisiana, Tennessee Tech, Iowa State and Colorado, but what is more impressive is that K-State has held opponents to six plays or less (without scoring) on 71 drives this season. Also, the Wildcats have allowed 32 plays of 20 or more yards this season after surrendering a whopping 75 all of last season (46 through the first nine games).

GROUND GAINS ON DEFENSE

K-State's rush defense has yielded just 100.6 yards on the ground this season and held both Texas A&M (-13 yards) and Tennessee Tech (-19) to negative rushing yards, the fewest surrendered since the 2002 Baylor game (-37). Also, the two negative rushing performances were the fourth (-19) and eighth (-13) lowest totals allowed in a game this season in the nation. In K-State's last two home games, K-State held Texas A&M and Colorado to just 47 total yards on the ground (23.5 ypg).

GROUND GAINS ON OFFENSE

Kansas State's controlled running game this season has been led by running backs Daniel Thomas and Keithen Valentine as the duo has combined for 1,264 yards (5.5 yards a carry and 140.4 yards per game) in nine games. Valentine has quietly averaged 7.2 yards a carry, while Thomas has been the workhorse for the Wildcat offensive attack with four 100-yard games and is closing in on 1,000 yards for the season.

As a team, K-State has rushed for 200 or more yards in four games for the first time since 2005, and also ran for 149 yards and two scores against an Oklahoma defense that had given up just one rushing touchdown all season and was yielding just 70.1 yards a game on the ground.

GRINDING IT OUT

Kansas State has shown the ability to grind it out offensively through nine games as the Wildcats have collected 166 first downs and averaged 182.3 rushing yards a game. Of K-State's 35 scoring drives this season, 22 have covered 50 or more yards and nine have consisted of 10 or more plays. Because of the consistent rushing attack and the ability to sustain drives, K-State has possessed the ball for an average of 34:17 per game this season, a figure that currently ranks first in the Big 12 and third in the nation.

CATS OWN NATION'S 10TH-LONGEST SCORING STREAK

Kansas State extended one of the nation's longest scoring streaks last week against Oklahoma. The Wildcats have now tallied points in 161 consecutive games. The 161-game stretch is the 10th-longest streak in the nation after Colorado and Washington State - who each held a spot in the top 10 - were blanked in a game last season. The Wildcats have not been kept off the scoreboard since Colorado shutout K-State, 12-0, on Nov. 16, 1996. In the Big 12, only Nebraska (171 games) owns a longer streak than the Cats.

LIGHT UP THE BOARD

Kansas State's offensive outbreak against Texas A&M two weeks ago ranks as one of the top scoring performances by a Bill Snyder-coached team and in school history. The 62 points scored were the most against a Big 12 South opponent under Snyder and were the most in a conference game since scoring 64 points at Kansas in 2002. Also, K-State's 38 points in the first half tied for the second-most in a Big 12 Conference game. The Cats also scored 38 in a half against Kansas in 2000. Last week, K-State posted 30 points at Oklahoma, which were the most points surrendered all season long by the Sooner defense.

ON THE TUBE

Saturday's game against Kansas will mark Kansas State's eighth overall appearance this season on television. The game will be the Wildcats' 119th television appearance all-time as Kansas State is 60-58 (.508) when playing on television, including a 3-4 mark this season.

A little history regarding K-State football and television: Kansas State's homecoming contest on October 28, 1939, against Nebraska became the second college football game ever televised, following the Fordham-Waynesburg contest in New York earlier that fall. The Cornhuskers spoiled homecoming with a 25-9 triumph in Manhattan before a limited Nebraska ETV audience in the surrounding area.

VERY SPECIAL TEAMS

The rise of Kansas State football over the last two decades has much to do with the emphasis on special teams. Since 1990, Kansas State is 42-14 when scoring on special teams and 16-1 when scoring on special teams and on defense.

And, in non-offensive touchdowns, the Wildcats have ranked among the nation's best over the past 10 seasons. Since 1999, the Wildcats rank second nationally in non-offensive touchdowns with 73, behind only Virginia Tech (76).

Kansas State currently has five non-offensive touchdowns in 2009 as Brandon Banks has a nation-leading four kick returns for scores and Jeffrey Fitzgerald had a 17-yard interception return for a touchdown at Texas Tech.

MOST NON-OFFENSIVE TD'S SINCE 1999

| | |
|----------------|-----------|
| Virginia Tech | 76 |
| K-State | 73 |
| Texas | 72 |
| Miami, Fla. | 63 |

BLOCK PARTY

Kansas State's play on special teams has been unparalleled since 1990 as the Cats have the fourth-most blocks in the nation since 2002 with 36, which includes a school-record-tying nine total blocks last season (four punts, two extra points and three field goals) and three (one punt, one field goal and one PAT) this season, two of which have come from safety Emmanuel Lamur.

Also, Kansas State has amassed 52 total blocked kicks since 1996 and currently ranks second among Big 12 schools, behind Texas, in total blocks in the 13-year history of the league.

| | |
|----------------|-----------|
| Fresno State | 48 |
| Texas | 42 |
| Louisiana | 38 |
| Florida | 38 |
| K-State | 36 |

DRAWING FIRST BLOOD

Scoring first has been a big sign of good things to come for the Wildcats. Since 1990, K-State's record when scoring first is very impressive as the Wildcats have gone 122-22 (85-percent) when drawing first blood. This season, the Wildcats are 4-1 when getting on the board first.

HALFWAY HOME

There's no better indicator of a Wildcat victory than when K-State leads or is tied at the half. Since 1990, the Cats have protected a halftime lead 96-percent of the time, going 137-5 when leading at halftime. This season, K-State is 4-0 when leading at the halfway mark.

IRONMAN

It has been evident since the beginning of the season that a majority of the Wildcat offense has been designed to utilize the athleticism of running back Daniel Thomas. Thomas, a former junior-college quarterback, has 203 touches (181 rushes, 19 receptions, 3 passes) this season, which equates to 33.7-percent of K-State's 602 offensive plays.

RUNNING WILD

Daniel Thomas has done most of his damage on the ground as he is tops in the Big 12 with 902 rushing yards on a conference-high 181 attempts. Thomas ranks 26th nationally in rushing yards per game (100.2), and is 18th in total rushing yards on the seventh-most rushing attempts in the nation. When you also add in his 19 receptions for 205 yards, Thomas is fourth in the Big 12 Conference in all-purpose yardage at 125.8 yards per game.

Thomas needs just 98 yards to become the ninth player in school history with 1,000 yards rushing in a season. He also needs 126 yards to enter the school's top 10 list. Six of K-State's top 10 rushers in a season have come since 2000, including Darren Sproles, who holds the top three spots on the list for his efforts in 2003 (1,986 yards), 2002 (1,465 yards) and 2004 (1,318 yards). The last player to top the 1,000-yard mark was James Johnson (1,106 yards) in 2007.

SCORING MACHINE

Running back Daniel Thomas moved into elite status against Texas A&M as he was a vital part of the Wildcats' rout of the Aggies. Thomas, who entered the game with four rushing touchdowns, scored four touchdowns on the ground - all in the first half. His four rushing touchdowns tied for second in school history as he became the sixth player (seventh occurrence) to register four or more rushing scores in a game. Even more impressive is that his four rushing scores are tied for the most in the Big 12 this season, as well as the fourth best in the nation. With one score in each of the last two games, Thomas is fourth in the Big 12 in touchdowns with 10.

MANY HAPPY RETURNS

Last season, Brandon Banks was known as the small, shifty wide receiver that collected over 1,000 receiving yards. This season, Banks is becoming known as the versatile athlete who can be a star on special teams as well. Banks exploded with returns of 91 and 92 yards for scores against Tennessee Tech, setting a school and Big 12 record for kickoff return touchdowns in a single game. Also, Banks tied the FBS record, becoming the 12th player (13th time) to return two kickoffs for scores in a single game. Banks came back to return a kickoff 97 yards for a touchdown against Texas A&M to set the school and Big 12 record for kickoff-return touchdowns in a season.

And, right on cue, as the Wildcats were trailing by 12 in the fourth quarter against Oklahoma, Banks brought K-State right back in the game with a 98-yard return for a score. That return broke the Big 12 record for career kickoff-return touchdowns, which was held by Oklahoma State's Perrish Cox (still active).

If Banks were to return another kickoff for a touchdown, he will tie the NCAA record for a career, which is currently held by three individuals. Clemson's C.J. Spiller (2006-present), Tulsa's Ashlan Davis (2004-05) and Southern California's Anthony Davis (1972-74) each had six returns for touchdowns in their careers.

| NAME | SCHOOL | NUMBER |
|-----------------------|--------------------------|----------|
| C.J. Spiller* | Clemson (2006-09) | 6 |
| Ashlan Davis | Tulsa (2004-05) | 6 |
| Anthony Davis | USC (1972-74) | 6 |
| Brandon Banks* | K-State (2008-09) | 5 |

* Still Active

WILDCATS WHEN...

| | |
|-----------------------|------------------------------|
| Overall | 5-4 |
| Big 12 | 3-2 |
| Non-conference record | 2-2 |
| Home | 4-0 |
| Away | 1-4 |
| Current streak | Lost 1 |
| Current home streak | Won 5 |
| Current road streak | Lost 2 |
| Last win | 20-6 vs. Colorado (10/24/09) |
| Last loss | 30-42 at Oklahoma (10/31/09) |

| | |
|----------------------|-----|
| Day game | 3-0 |
| Night game | 2-4 |
| TV game | 3-3 |
| ABC | 0-0 |
| ESPN | 0-0 |
| ESPN360 | 0-1 |
| Fox Sports Net | 0-3 |
| FCS | 3-0 |
| NFL Network | 0-0 |
| Versus | 0-0 |
| September | 2-2 |
| October | 3-2 |
| November | 0-0 |
| December | 0-0 |
| vs. top-25 teams | 0-1 |
| vs. non-ranked teams | 3-3 |
| vs. FCS (I-AA) | 2-0 |
| On natural grass | 1-2 |
| On FieldTurf | 4-2 |

| | |
|---------------------------|-----|
| Scoring first | 4-1 |
| Coming-from-behind | 0-0 |
| Leading after 1st quarter | 4-1 |
| Behind after 1st quarter | 1-3 |
| Tied after 1st quarter | 0-0 |
| Leading at halftime | 4-0 |
| Behind at halftime | 0-4 |
| Tied at halftime | 1-0 |
| Leading after 3rd quarter | 4-0 |
| Behind after 3rd quarter | 1-4 |
| Tied after 3rd quarter | 0-0 |
| Overtime | 0-0 |

| | |
|----------------------------|-----|
| Scoring 20 points or less | 0-3 |
| Scoring 20+ points | 5-1 |
| Scoring 30+ points | 2-1 |
| Allowing 21 points or less | 4-1 |
| Allowing 10 points or less | 3-0 |

| | |
|---------------------------------|-----|
| With 100-yard rusher | 3-1 |
| Allow 100-yard rusher | 0-1 |
| With 300-yard passer | 0-0 |
| Allow 300-yard passer | 0-1 |
| Outgain opponent | 4-1 |
| Total offense + 300 yards | 4-2 |
| Allow + 300 yards total offense | 1-3 |

| | |
|--------------------------------------|-----|
| No turnovers | 2-0 |
| Less than three turnovers | 2-4 |
| Three or more turnovers | 1-0 |
| No takeaways | 0-1 |
| Three or more takeaways | 2-1 |
| Fewer turnovers | 2-1 |
| Equal turnovers | 1-1 |
| More turnovers | 2-2 |
| Control time of possession | 6-2 |
| Opponent controls time of possession | 0-1 |
| Possession time equal | 0-0 |

SINCE 1990 KANSAS STATE IS...

| | |
|---|----------|
| With a 100-yard rusher | 91-19 |
| With 200 yards rushing | 86-7 |
| With 350+ yards of total offense | 117-33 |
| When leading at the half | 137-5 |
| When scoring first | 122-22 |
| Opponents score 10 points or less | 75-0 |
| Opponents score 15 points or less | 101-4 |
| Opponents scores < 25 points | 141-19-1 |
| When scoring a defensive TD or safety | 42-14 |
| When scoring on special teams | 42-14 |
| When scoring on special teams and defense | 16-1 |

WILDCAT CAREER STARTS

OFFENSE

| Player | Consec. | Career |
|-----------------------------|---------|--------|
| Jeron Mastrud, TE | 23 | 39 |
| Nick Stringer, OL | 21 | 32 |
| Zach Kendall, OL | 9 | 14 |
| Daniel Thomas, RB | 9 | 9 |
| Attrail Snipes, WR | 9 | 9 |
| Clyde Aufner, OL | 9 | 9 |
| Wade Weibert, OL | 9 | 9 |
| Kenneth Mayfield, OL | 7 | 7 |
| Grant Gregory, QB | 5 | 5 |
| Brandon Banks, WR | 4 | 14 |
| Braden Wilson, FB | 2 | 2 |
| Brock Unruh, OL | 1 | 18 |
| Lamark Brown, WR | -- | 15 |
| Trevor Viers, OL | -- | 8 |
| Colten Freeze, OL | -- | 4 |
| Carson Coffman, QB | -- | 4 |
| Aubrey Quarles, WR | -- | 4 |
| Eric Benoit, OL | -- | 3 |
| Keithen Valentine, RB | -- | 3 |
| Collin Klein, WR | -- | 2 |
| Sheldon Smith, WR | -- | 1 |

DEFENSE

| Player | Consec. | Career |
|------------------------------|---------|--------|
| Tysyn Hartman, DB | 17 | 17 |
| Joshua Moore, DB | 9 | 25 |
| John Houlik, LB | 9 | 15 |
| Jeffrey Fitzgerald, DE | 9 | 9 |
| Emmanuel Lamur, DB | 9 | 9 |
| Troy Butler, DB | 9 | 9 |
| Daniel Calvin, DT | 8 | 13 |
| Stephen Harrison, DB | 5 | 5 |
| Ulla Pomele, LB | 3 | 13 |
| Antonio Felder, DE | 3 | 5 |
| Prizell Brown, DT | 3 | 3 |
| Raphael Guidry, DT | -- | 6 |
| Eric Childs, DE | -- | 26 |
| Chris Carney, DB | -- | 14 |
| Courtney Herndon, DB | -- | 13 |
| Brandon Harold, DE | -- | 10 |
| Alex Hrebec, LB | -- | 10 |
| Hansen Sekona, LB | -- | 5 |
| David Garrett, DB | -- | 4 |
| Logan Dold, DB | -- | 3 |
| Rashad Harrell, DB | -- | 1 |
| Grant Valentine, DE | -- | 1 |
| Darious Thomas | -- | 1 |

ALL-PURPOSE PLAYER

When you add his receiving number to his kickoff return yards, Brandon Banks also ranks as one of the best players in school history in all-purpose yardage. Banks, who leads the Big 12 and is seventh nationally in the category, is currently second in school history in all-purpose yardage per game (160.9). Against Colorado, Banks became the 11th K-State player to top the 3,000 all-purpose yardage mark, while, at Oklahoma, he moved into fourth place in school history 3,378 yards.

Banks had the best games of his career in terms of all-purpose yardage last week at Oklahoma when he hauled in nine passes for a career high 156 receiving yards and broke the school history with 195 kickoff-return yards. His 351 all-purpose yards tied for the school record and tied for the fifth-most in Big 12 history. In 2004, Darren Sproles (292 rush, 6 rec, 25 pr, 28 kr) set the school's mark against Louisiana-Lafayette. Banks' 351 all-purpose yards were the most in the nation this season, bettering Derrick Locke of Kentucky (310 vs. Louisville) by 41 yards. Banks also had 303 all-purpose yards against Tennessee Tech, which ranked sixth in school history, were the second most in the Big 12 this season and the fifth most in the NCAA this season. If Banks continues to his current 160.9-yard average the final three games of the regular season, he will finish with 3,861 yards, which would be the third most in school history.

TWO-YEAR CAREER

Even though Brandon Banks will only play two seasons in a Wildcat uniform, he will crack the career receiving charts in many categories. Banks is tied for 10th in school history in career touchdowns (10) and career receiving yardage (1,573), while he is ninth in career receptions (109). If Banks continues his 58.2-yard and 4.7-reception averages per game over the final three contests of the regular season, he will end his career with 1,748 yards to rank ninth, and 165 career receptions to rank fourth.

CAREER MILESTONE

Senior tight end Jeron Mastrud, who is on the watch list for the Mackey Award, is turning out to be one of the best tight ends in school history. Against UMass in the 2009 opener, Mastrud became the third tight end in school history to top the 1,000-yard receiving mark in a career. The Beaverton, Ore., native, who is 18th at K-State in career receiving yardage, moved to second on the tight end list against Texas A&M. He now sets his sights on the all-time tight end receiving record as he is 164 yards behind Henry Childs for the record. Also, Mastrud ranks third in the Big 12 among tight ends in both receptions (18) and yards (215). Only Colorado's Riar Geer (30 for 345) and Iowa State's Derrick Catlett (22 for 238) top Mastrud.

MR. CONSISTENT

Jeron Mastrud, a team captain, leads by example as he is one of the most consistent players on K-State's roster. Mastrud, who has played in 45 of a possible 46 games in a Wildcat uniform, has been productive game-in and game-out as he has caught a pass in each of the past 25 games, dating back to Nov. 3, 2007, against Iowa State. Since 1990, only two other K-State players have a streak longer than Mastrud's, but both were wide receivers. Mastrud carded his 103rd career reception at Oklahoma and sits in 11th place in career receptions. But, his 103 receptions are the most by a tight end in school history.

PICK ME

Backup quarterback turned starting safety Tysyn Hartman did not have an interception or a pass break up in 2008, but has made up for it in 2009. Hartman has intercepted four passes, which is tied for fourth in the Big 12 and 25th nationally. He has also totaled 10 passes defended to rank fifth in the conference and 29th nationally in that department. Hartman, a product of Wichita, Kan., had his season jump-started by picking off two passes and breaking up two others against UMass. His two other picks came against Tennessee Tech and Texas A&M. Hartman is also second on the team in tackles with 42, including a season-high seven stops at Louisiana.

GIVING THEM FITZ

Senior defensive lineman Jeffrey Fitzgerald sat through a lost year of eligibility in 2008 after transferring from Virginia, but has made up for his lost time in 2009 as he has a team-leading 8.5 tackles-for-loss and 6.0 sacks, most of which have come against Big 12 competition. Fitzgerald has 6.0 tackles for loss and 5.0 sacks against Big 12 opponents to rank sixth and 11th in the league, respectively. The Richmond, Va., native also showed his versatility at Texas Tech when he returned a 17-yard interception for a touchdown. It marked the first pick-six for the Wildcats this season and the first interception by a defensive lineman since Brandon Balkcom intercepted Texas Tech in Manhattan last year. And, although he is a defensive lineman, the interception was old hat for Fitzgerald as he picked off four passes during his time at Virginia.

"AIR" LAMUR

Emmanuel Lamur has been vital to the Wildcats' resurgence on defense this season as he is tops on the team with 46 tackles. He has been aggressive from his safety spot as he has at least five tackles in eight of the nine games this season, including a career-high seven stops against Iowa State.

Against Colorado, Lamur showed that he can be a nightmare for opposing quarterback as well as he picked off two Buff passes, the last one preventing CU to score in the final minutes of the game.

Lamur was also big in the final seconds of the Iowa State game as he blocked a potential game-tying extra point. The Cyclones scored a touchdown with 32 seconds left to pull within one, but Lamur jumped straight up to block the extra point and seal the one-point victory for the Cats. Lamur also blocked a 43-yard field-goal attempt by Massachusetts in the 2009 season opener.

K-STATE DEPTH CHART VS. KANSAS

OFFENSE

| | | |
|-----------|----|--|
| WR | 7 | Lamark Brown (6-3, 225, Jr.-2L) |
| | 81 | Attrail Snipes (6-1, 180, Sr.-1L) |
| LT | 64 | Nick Stringer (6-6, 285, Sr.-3L) |
| | 70 | Zach Hanson (6-8, 320, So.-1L) |
| LG | 59 | Zach Kendall (6-3, 297, Jr.-1L) |
| | 54 | Trevor Viers (6-5, 284, Jr.-1L) |
| C | 74 | Wade Weibert (6-4, 290, Jr.-RS) |
| | 66 | Eric Benoit (6-4, 294, Sr.-1L) |
| RG | 67 | Kenneth Mayfield (6-4, 320, Jr.-1L) |
| | 77 | Colten Freeze (6-5, 290, So.-1L) |
| RT | 75 | Clyde Aufner (6-7, 290, So.-1L) |
| | 71 | Ethan Douglas (6-6, 295, Fr.-RS) |
| TE | 85 | Jeron Mastrud (6-6, 253, Sr.-3L) |
| | 80 | Travis Tannahill (6-4, 240, Fr.-HS) |
| QB | 6 | Grant Gregory (6-1, 210, Sr.-TR) OR |
| | 14 | Carson Coffman (6-3, 212, Jr.-2L) |
| RB | 8 | Daniel Thomas (6-2, 227, Jr.-TR) |
| | 25 | Keithen Valentine (5-8, 193, Sr.-1L) |
| FB | 37 | Braden Wilson (6-4, 245, Fr.-HS) |
| | 49 | Lucas Hamm (6-2, 240, Jr.-TR) |
| WR | 83 | Brandon Banks (5-7, 150, Sr.-1L) |
| | 12 | Collin Klein (6-5, 231, Fr.-RS) |

DEFENSE

| | | |
|-----------|----|---|
| DE | 95 | Jeffrey Fitzgerald (6-4, 280, Sr.-TR) |
| | 91 | Brandon Harold (6-6, 264, So.-1L) OR |
| | 90 | Eric Childs (6-3, 250, Sr.-3L) |
| DT | 46 | Prizell Brown (6-4, 265, Jr.-TR) |
| | 94 | Raphael Guidry (6-4, 274, So.-1L) |
| NT | 99 | Daniel Calvin (6-3, 310, Sr.-1L) |
| | 97 | Chidubaumu Abana (6-4, 295, Sr.-1L) |
| DE | 40 | Antonio Felder (6-2, 253, Jr.-1L) |
| | 16 | Joseph Kassanavoid (6-5, 239, Fr.-RS) OR |
| | 57 | Grant Valentine (6-3, 240, Jr.-TR) |
| LB | 39 | John Houlik (5-11, 219, Sr.-3L) |
| | 45 | Kevin Rohleder (6-0, 217, Jr.-2L) |
| LB | 51 | Ulla Pomele (6-1, 228, Sr.-1L) |
| | 56 | Alex Hrebec (5-11, 238, So.-1L) |
| LB | 21 | Troy Butler (6-1, 200, Jr.-TR) |
| | 22 | Thomas Ferguson (6-1, 205, Fr.-HS) OR |
| | 20 | Courtney Herndon (6-0, 211, Sr.-3L) |
| CB | 4 | Joshua Moore (5-11, 184, Jr.-2L) |
| | 15 | Darius Thomas (6-0, 180, Fr.-HS) |
| S | 2 | Tysyn Hartman (6-3, 207, So.-1L) |
| | 31 | Torrell Miller (6-3, 205, Fr.-HS) |
| FS | 23 | Emmanuel Lamur (6-1, 214, So.-TR) |
| | 5 | Chris Carney (6-1, 190, Sr.-3L) OR |
| | 28 | Logan Dold (6-0, 207, So.-1L) |
| CB | 8 | Stephen Harrison (5-11, 181, Jr.-SQ) OR |
| | 27 | David Garrett (5-9, 185, So.-TR) |

SPECIALISTS

| | | |
|-------------|----|------------------------------------|
| KO | 19 | Josh Cherry (6-1, 183, Jr.-2L) |
| | 9 | Ryan Doerr (6-3, 185, Fr.-TR) |
| PK | 19 | Josh Cherry (6-1, 183, Jr.-2L) |
| | 6 | Brandon Klimek (5-11, 168, Fr.-RS) |
| HOLD | 9 | Ryan Doerr (6-3, 185, Fr.-TR) |
| LS | 42 | Corey Adams (6-4, 242, Jr.-2L) |
| | 63 | Marcus Heit (6-4, 218, Fr.-HS) |

| | | |
|------------|----|---|
| P | 9 | Ryan Doerr (6-3, 185, Fr.-TR) |
| | 10 | D.J. Fulhage (5-9, 180, Jr.-1L) OR |
| | 17 | George Pierson (6-0, 201, Sr.-1L) |
| KOR | 83 | Brandon Banks (5-7, 150, Sr.-1L) |
| | 8 | Daniel Thomas (6-2, 227, Jr.-TR) |
| PR | 2 | Tysyn Hartman (6-3, 207, So.-1L) |
| | 83 | Brandon Banks (5-7, 150, Sr.-1L) |

WILDCAT PRONUNCIATION GUIDE

PLAYERS

| | | |
|----|--------------------|----------------------|
| 97 | CHIDUBAMU Abana | Chid-oo-bah-moo |
| 75 | Clyde AUFNER | OFF-ner |
| 17 | Cole BACHAMP | BASH-amp |
| 66 | Eric BENOIT | Ben-wah |
| 58 | Clarence BUMPAS | BUMP-us |
| 26 | JARELL Childs | JUH-rell |
| 9 | Ryan DOERR | Door |
| 10 | D.J. Fulhage | Full-hague |
| 94 | RAPHAEL GUIDRY | RAF-ee-el GID-ree |
| 2 | TYSYN Hartman | TIE-son |
| 39 | John HOULIK | WHO-lick |
| 56 | Alex HREBEC | REE-beck |
| 33 | John HUBERT | Hue-bert |
| 16 | Joseph KASSANAVOID | KASS-uh-na-void |
| 23 | Emmanuel LAMUR | Luh-mure |
| 85 | JERON MASTRUD | JER-un ma-STROOD |
| 51 | ULLA POMELE | Ooh-luh Puh-MELLY |
| 45 | Kevin ROHLEDER | ROW-letter |
| 50 | Hansen SEKONA | Suh-CONE-uh |
| 60 | Dustin SOBIERAJ | So-buh-RAY |
| 55 | KADERO TERRELL | Kuh-DARE-oh Tuh-RELL |
| 24 | DARHNAZ TIGNER | DAR-naz TIG-ner |
| 76 | Brock UNRUH | UN-roo |
| 54 | Trevor VIERS | VEERS |
| 74 | Wade WEIBERT | WYE-bert |

COACHES

| | |
|--------------|----------|
| Dana DIMEL | DIM-ul |
| Vic KOENNING | CONE-ing |
| Ricky RAHNE | RON-ee |

COLLEGE PRESSBOX.COM

CollegePressBox.com is the official media website for Big 12 football. Access and download weekly game notes, statistics, media guides and more for the conference and each of its 12 member schools throughout the season. Login information will be distributed by the conference office to accredited media or you can apply for a password by sending an e-mail to password@collegepressbox.com.

collegepressbox.com
EVERYTHING BUT THE PRE-GAME MEAL

UPDATED PLAYER PROFILES



2 TYSYN HARTMAN
DEFENSIVE BACK
6-3 • 207 • So.-1L

A former backup quarterback who moved to the secondary prior to 2008... Named a midseason All-Big 12 performer by Phil Steele... Is 2nd on team in tackles... Tied for 4th in the Big 12 and 25th nationally in interceptions, while he is 5th in the league and 29th nationally in passes defended... Began the season by intercepting 2 passes against UMass, the first Wildcat to do so since 2006... Also knocked away 2 other passes and tied for the team lead with 6 tackles... Tied for the team lead with 7 stops at Louisiana, while forcing one fumble... Had 5 stops and one break up at UCLA and vs. Colorado, while recording one interception against Tennessee Tech... Had 5 tackles, one pass breakup and a fumble recovery vs. Iowa State... Tallied 4th interception vs. Texas A&M, picking off Jerrod Johnson for the first time in 226 attempts... Voted a player rep by his teammates.

CAREER STATS - DEFENSE

| Year | G | UA-AT-TI | TFL-Yds | Sack | INT | PD | FF | FR |
|--------------|-----------|-----------------|--------------|--------------|----------|-----------|----------|----------|
| 2008 | 12 | 32-17-49 | 0.0-0 | 0.0-0 | 0 | 0 | 0 | 0 |
| 2009 | 9 | 28-14-42 | 0.0-0 | 0.0-0 | 4 | 10 | 1 | 1 |
| TOTAL | 21 | 60-31-91 | 0.0-0 | 0.0-0 | 4 | 10 | 1 | 1 |

CAREER-HIGHS - Tackles: 9, vs. Nebraska (11/15/08); **Solos:** 7, at Texas A&M (10/11/08); **INT:** 2, vs. UMass (9/5/09); **PD:** 4, vs. UMass (9/5/09).



4 JOSHUA MOORE
DEFENSIVE BACK
5-11 • 184 • Jr.-2L

One of the top cornerbacks in the league with his speed and lock down coverage ability... Is 3rd in the Big 12 and tied for 14th nationally in passes defended... Is 3rd on the team in tackles with 41... Was stellar against Texas A&M, carding 4 tackles, including 1 for a loss, while he broke up 3 passes and intercepted another... His 4 passes defended were tied for the 3rd most in the NCAA this year... Came back to record 6 tackles, including a half sack, a forced fumble and a pass breakup against Colorado... Had 7 stops against Iowa State, 5 at Texas Tech and 4 at Oklahoma... Also broke up one pass against each team... Recorded his first interception of the season against UCLA, while breaking up another Bruin pass... An All-Big 12 Honorable Mention selection a year ago as the team's leading tackler... Earned freshman All-Big 12 and honorable mention All-America accolades from *The Sporting News* in 2006.

CAREER STATS - DEFENSE

| Year | G | UA-AT-TI | TFL-Yds | Sack | INT | PD | FF | FR |
|--------------|-----------|-------------------|---------------|--------------|----------|-----------|----------|----------|
| 2006 | 13 | 17-18-35 | 2.5-8 | 0.0-0 | 1 | 6 | 0 | 0 |
| 2008 | 12 | 53-23-76 | 5.0-12 | 0.5-1 | 3 | 15 | 0 | 1 |
| 2009 | 9 | 30-11-41 | 2.9-8 | 0.5-5 | 2 | 11 | 1 | 0 |
| TOTAL | 34 | 100-52-152 | 9.5-28 | 1.0-6 | 6 | 32 | 1 | 1 |

CAREER-HIGHS - Tackles: 13, at Colorado (10/18/08); **Solos:** 9, at Colorado (10/18/08); **TFL:** 2.0, vs. Florida Atlantic (9/9/06); **INT:** 1, six times; **PD:** 4, vs. Texas A&M (10/17/09).



6 GRANT GREGORY
QUARTERBACK
6-1 • 210 • Sr.-TR

A senior who was granted a sixth year of eligibility by the NCAA prior to his transfer from South Florida... Has started the last 5 games... Is 4th in the Big 12 completion percentage (64.1) and 5th pass efficiency (129.3) in conference games... Set career highs in attempts (30) and completions (19) at Oklahoma... Went 10-for-13 for 147 yards and one touchdown against Texas A&M... Made his first collegiate start against Iowa State, going 16-for-23 for 206 yards and 2 fourth-quarter touchdowns - including a 54-yard strike to take the lead - en route to Big 12 offensive Player of the Week honors... Also rushed 14 times for 29 yards and a touchdown against the Cyclones... Made his K-State debut against UMass, rushing 4 times for 21 yards, including a 16-yarder on his first play... Set 3 career highs against Tennessee Tech as he rushed 9 times for 58 yards and his first career rushing touchdown... Earned his bachelor's degree from USF in December 2007, and is working on his master's degree at K-State.

CAREER STATS - PASSING

| Year | G | Att | Comp | Int | Pct. | Yds. | TD | Long | Effic. |
|--------------|-----------|------------|-----------|----------|-------------|-------------|----------|-----------|---------------|
| 2006* | 2 | 0 | 0 | 0 | 0.0 | 0 | 0 | 0 | 0.00 |
| 2007* | 7 | 30 | 17 | 2 | 56.7 | 280 | 4 | 75 | 165.73 |
| 2008* | 13 | 20 | 10 | 1 | 50.0 | 104 | 0 | 18 | 83.68 |
| 2009 | 8 | 98 | 61 | 2 | 62.2 | 665 | 3 | 54 | 125.27 |
| TOTAL | 30 | 148 | 88 | 5 | 59.5 | 1049 | 7 | 75 | 127.85 |

CAREER-HIGHS - Att: 30, at Oklahoma (10/31/09); **Comp:** 19, at Oklahoma (10/31/09); **Yards:** 206, vs. Iowa State (10/3/09); **TD:** 2, twice; **Long Pass:** 75, vs. Central Florida (10/13/07)*; * at USF.

CAREER STATS - RUSHING

| Year | G | Rush | Yds | Avg. | TD | Long |
|--------------|-----------|-----------|------------|------------|----------|-----------|
| 2006* | 2 | 2 | 5 | 2.5 | 0 | 6 |
| 2007* | 7 | 13 | 85 | 6.5 | 0 | 22 |
| 2008* | 13 | 16 | 40 | 2.5 | 0 | 11 |
| 2009 | 8 | 65 | 203 | 3.1 | 3 | 21 |
| TOTAL | 30 | 96 | 333 | 3.5 | 3 | 22 |

CAREER-HIGHS - Rushes: 14, vs. Iowa State (10/3/09); **Yards:** 58, vs. Tennessee Tech (9/26/09); **TD:** 1, three times; **Long rush:** 22, vs. Oregon (12/31/07)*; * at South Florida.



7 LAMARK BROWN
WIDE RECEIVER
6-3 • 225 • Jr.-2L

A big-time athlete who has played both wide receiver and running back during his first 2+ seasons... Returned his concentration to wide receiver after leading the team in rushing last season... Had a great game vs. Iowa State, catching 3 passes for a career-high 61 yards and one TD, his first since the 2008 opener... Also caught a career-long 40-yard pass... Had one reception for 12 yards at Texas Tech... Caught 2 passes, totaling 12 yards, at Louisiana... Came back to catch 4 passes for 43 yards at UCLA... Has also been a force on special teams this season, tallying 7 tackles on kick-off coverage, including 2 against Colorado.

CAREER STATS - RECEIVING

| Year | G | Rec | Yds | Avg. | TD | Long |
|--------------|-----------|-----------|------------|------------|----------|-----------|
| 2007 | 8 | 3 | 33 | 11.0 | 0 | 13 |
| 2008 | 9 | 24 | 178 | 7.4 | 1 | 18 |
| 2009 | 9 | 10 | 128 | 12.8 | 1 | 40 |
| TOTAL | 25 | 37 | 339 | 9.2 | 2 | 40 |

CAREER-HIGHS - Catches: 5, vs. Louisiana (9/27/08); **Yards:** 61, vs. Iowa State (10/3/09); **Long Catch:** 40, vs. Iowa State (10/3/09); **TD:** 1, twice.



8 DANIEL THOMAS
RUNNING BACK
6-2 • 227 • Jr.-TR

A former JuCo quarterback who has turned into one of the Big 12's best rushers... Leads the conference in total rushing yards, while he is 2nd in the Big 12 and 26th nationally in rushing yards per game (100.2)... Also first in the Big 12 and 7th nationally in rushing attempts, while he is 4th in the Big 12 in all-purpose yardage (125.8/game)... Needs just 98 yards to become the 9th player in school history with 1,000 rushing yards in a season... Named a midseason All-Big 12 performer by Phil Steele... Is 3rd on the team in receiving... Has been involved in 33.7-percent of K-State's offensive plays... Has 10 rushing touchdowns this season, the most since James Johnson had 12 in 2007... Rushed for a career-high 145 yards with one touchdown against Colorado... Scored 4 rushing touchdowns against Texas A&M, the most in the Big 12 this season and the 2nd most in school history... Rushed 16 times for 88 yards and one touchdown against Oklahoma... Also completed a 41-yard halfback pass to Brandon Banks in the third quarter and threw a pass to Jeron Mastrud for K-State's first two-point conversion since the Louisville game last year... Tallied 104 yards against UMass and 136 at Louisiana, becoming the first K-State back since 1966 to record two 100-yard games in the first 2 games of their career... Also threw a 3-yard touchdown pass at UL... Rushed 26 times for 139 yards and one TD vs. Tennessee Tech, while he had 96 yards on 25 rushes and 5 catches for 38 yards vs. Iowa State.

CAREER STATS - RUSHING

| Year | G | Rush | Yds | Avg. | TD | Long |
|--------------|----------|------------|------------|------------|-----------|-----------|
| 2009 | 9 | 181 | 902 | 5.0 | 10 | 35 |
| TOTAL | 9 | 181 | 902 | 5.0 | 10 | 35 |

CAREER-HIGHS - Rushes: 27, at Louisiana (9/12/09); **Yards:** 145, vs. Colorado (10/24/09); **TD:** 4, vs. Texas A&M (10/17/09); **Long Rush:** 35, vs. Colorado (10/24/09).

CAREER STATS - RECEIVING

| Year | G | Rec | Yds | Avg. | TD | Long |
|--------------|----------|-----------|------------|-------------|----------|-----------|
| 2009 | 9 | 19 | 205 | 10.8 | 0 | 52 |
| TOTAL | 9 | 19 | 205 | 10.8 | 0 | 52 |

CAREER-HIGHS - Catches: 5, vs. Iowa State (10/3/09); **Yards:** 61, at UCLA (9/26/09); **Long Catch:** 52, at Texas Tech (10/10/09).



8 STEPHEN HARRISON
DEFENSIVE BACK
5-11 • 181 • Jr.-SQ

An athletic defensive back who has started each of the last 5 contests, including 2 in 3 of the last 5 games... Tied for 6th in the Big 12 and 22nd nationally with 8 passes defended... Started his first career game against Iowa State, recording a career-high 5 tackles... Also had 4 stops vs. Texas A&M.

CAREER STATS - DEFENSE

| Year | G | UA-AT-TI | TFL-Yds | Sack | INT | PD | FF | FR |
|--------------|----------|----------------|--------------|--------------|----------|----------|----------|----------|
| 2009 | 8 | 12-5-17 | 0.0-0 | 0.0-0 | 0 | 8 | 0 | 0 |
| TOTAL | 8 | 12-5-17 | 0.0-0 | 0.0-0 | 0 | 8 | 0 | 0 |

CAREER-HIGHS - Tackles: 5, vs. Iowa State (10/3/09); **Solos:** 3, twice; **PD:** 2, three times.



9 RYAN DOERR
PUNTER
6-3 • 185 • Fr.-TR

A talented punter who transferred from South Carolina prior to the 2008 season... Improved his average in 5-straight games, culminating with a 44.3-yard average vs. Iowa State... Hit 4 punts for a 43.2-yard average, including 2 punts over 50 yards, at UCLA... Recorded a 40.8-yard average on 5 punts at Louisiana... Also had a 43.7-yard average at Oklahoma with one punt inside the 20... Dropped a season-high 2 punts inside the 20-yard line against both Texas A&M and Colorado... Rated the No. 18 kicker by Rivals his senior year... Also a Prep All-American by numerous publications.

CAREER STATS - PUNTING

| Year | G | No. | Yds | Long | Avg. | In 20 |
|--------------|----------|-----------|-------------|-----------|-------------|----------|
| 2009 | 9 | 32 | 1294 | 53 | 40.4 | 9 |
| TOTAL | 9 | 32 | 1294 | 53 | 40.4 | 9 |

CAREER-HIGHS - Punts: 6, twice; **Average:** 44.3, vs. Iowa State (10/3/09); **Long:** 53, at UCLA (9/19/09).



14 CARSON COFFMAN
QUARTERBACK
6-3 • 212 • Jr.-2L

An intelligent quarterback who started the season under center for K-State... Finished 14-of-27 for 182 yards and a career-high 2 touchdowns in the season opener against UMass... Also recorded a one-yard touchdown run vs. UMass... Was 13-of-25 for 178 yards at Louisiana... Was effective against the Cajuns on the ground as he rushed 13 times for 50 yards... Recorded career highs in completions (20), attempts (34) and yards (193) at UCLA... Had a solid game against Tennessee Tech, going 8-for-9 through the air for 131 yards, good for a 211.16 rating... Also ran for his 2nd score of the season... Came off the bench at Texas Tech to go 11-for-16 for 131 yards, including a long of 52... Voted a player rep and team captain by his teammates... Father, Paul, played tight end at K-State for 3 seasons, followed by an 11-year NFL career... Brother, Chase, was a standout tight end at Missouri, who was drafted by Cincinnati in 2009.

UPDATED PLAYER PROFILES

CAREER STATS - PASSING

| Year | G | Att | Comp | Int | Pct. | Yds. | TD | Long | Effic. |
|--------------|-----------|------------|-----------|----------|-------------|-------------|----------|-----------|---------------|
| 2007 | 4 | 5 | 3 | 0 | 60.0 | 22 | 0 | 12 | 96.96 |
| 2008 | 6 | 41 | 25 | 2 | 60.0 | 282 | 1 | 51 | 117.04 |
| 2009 | 6 | 117 | 71 | 4 | 60.7 | 860 | 2 | 64 | 121.23 |
| TOTAL | 16 | 163 | 99 | 6 | 60.7 | 1164 | 3 | 64 | 119.43 |

CAREER-HIGHS - Attempts: 34, at UCLA (9/19/09); **Completions:** 20, at UCLA (9/19/09); **Yards:** 193, at UCLA (9/19/09); **TD:** 2, vs. UMass (9/5/09); **Long Pass:** 64, vs. Tennessee Tech (9/26/09).



15 DARIOUS THOMAS
DEFENSIVE BACK
6-0 • 180 • Fr.-HS

A young defensive back who has earned more playing time as the season has progressed... Carded one tackle against Texas A&M and one break up against Colorado... Had a great game at Oklahoma, carding 6 stops... Originally signed with Wisconsin out of high school.

CAREER STATS - DEFENSE

| Year | G | UA-AT-TI | TFL-Yds | Sack | INT | PD | FF | FR |
|--------------|----------|--------------|--------------|--------------|----------|----------|----------|----------|
| 2009 | 6 | 5-3-8 | 0.0-0 | 0.0-0 | 0 | 1 | 0 | 0 |
| TOTAL | 6 | 5-3-8 | 0.0-0 | 0.0-0 | 0 | 1 | 0 | 0 |

CAREER-HIGHS - Tackles: 6, at Oklahoma (10/31/09); **Solos:** 4, at Oklahoma (10/31/09); **PD:** 1, vs. Colorado (10/24/09).



19 JOSH CHERRY
PLACE KICKER
6-1 • 183 • Jr.-2L

A third-year kicker who is the primary place kicker and handles kickoffs... Has begun to shine after a rough start to his career... Started the season 2-for-7, but has been true on his last 5 attempts... Hit his first-career field goal at UCLA, a 26-yarder... Hit a career-long 39-yarder vs. Iowa State... Made career-best 2 field goals against Colorado... Has also booted 47 kickoffs for a 62.2-yard average, including 5 touchbacks... One of the fastest players on the team as he captured a high-school 800 time of 1:55.378, which broke a 32-year-old school record.

CAREER STATS - KICKING

| Year | FGM-A | Pct. | 1-19 | 20-29 | 30-39 | 40-49 | 50+ |
|--------------|-------------|-------------|------------|------------|------------|------------|------------|
| 2009 | 6-11 | 54.5 | 0-0 | 4-5 | 2-4 | 0-2 | 0-0 |
| TOTAL | 6-11 | 54.5 | 0-0 | 4-5 | 2-4 | 0-2 | 0-0 |

CAREER-HIGHS - Field Goals: 2, vs. Colorado (10/24/09); **Long:** 39, vs. Iowa State (10/3/09).



20 COURTNEY HERNDON
DEFENSIVE BACK
6-0 • 211 • Sr.-3L

A physical defensive back who also can play at the rush linebacker position... Registered a career-best 1.5 sacks against Tennessee Tech... Had one tackle and one pass break up at Louisiana... Also broke up a pass at UCLA... Made 3 stops, including one for a loss, at Texas Tech... Also had 2 tackles against both Texas A&M and Colorado... Played in all 12 games - recording 10 starts - in 2008... Either blocked or returned 3 of 4 blocked punts last season... Scored both of K-State's defensive touchdowns in 2008... One of 4 redshirt seniors on the roster who were recruited by head coach Bill Snyder.

CAREER STATS - DEFENSE

| Year | G | UA-AT-TI | TFL-Yds | Sack | INT | PD | FF | FR |
|--------------|-----------|------------------|----------------|---------------|----------|-----------|----------|----------|
| 2006 | 3 | 3-4-7 | 0.0-0 | 0.0-0 | 0 | 0 | 0 | 0 |
| 2007 | 11 | 17-5-22 | 3.5-20 | 1.0-12 | 1 | 2 | 1 | 0 |
| 2008 | 12 | 38-23-61 | 4.5-17 | 1.5-13 | 2 | 6 | 0 | 1 |
| 2009 | 9 | 10-1-11 | 2.5-9 | 4.0-40 | 0 | 2 | 0 | 0 |
| TOTAL | 39 | 68-33-101 | 10.5-56 | 4.0-40 | 3 | 10 | 1 | 1 |

CAREER-HIGHS - Tackles: 10, vs. Louisiana (9/27/08); **Solos:** 5, twice; **TFL:** 2.5, vs. Baylor (10/27/07); **INT:** 1, three times; **Sacks:** 1.5, vs. Tennessee Tech (9/26/09).



21 TROY BUTLER
DEFENSIVE BACK
6-1 • 200 • Jr.-TR

A big and physical defensive back who enrolled in time for spring drills... Has started all 9 games this season... Reset his career high with 9 tackles at Oklahoma, bettering a 7-tackle performance at Texas Tech... Also tallied his first TFL against the Red Raiders... Had 3 tackles, including one for a loss, and a pass break up vs. Colorado... Set his original season-high of 4 tackles vs. Iowa State and Louisiana... Recovered his first career fumble against Texas A&M... Rated as the No. 86 junior college player in the nation by Rivals... Was named a 2008 California Junior College All-American, the 2008 regional defensive player of the year and 2008 American Pacific Defensive Player of the Year.

CAREER STATS - DEFENSE

| Year | G | UA-AT-TI | TFL-Yds | Sack | INT | PD | FF | FR |
|--------------|----------|-----------------|--------------|--------------|----------|----------|----------|----------|
| 2009 | 9 | 24-11-35 | 2.0-7 | 0.0-0 | 0 | 2 | 0 | 1 |
| TOTAL | 9 | 24-11-35 | 2.0-7 | 0.0-0 | 0 | 2 | 0 | 1 |

CAREER-HIGHS - Tackles: 9, at Oklahoma (10/31/09); **Solos:** 7, at Texas Tech (10/10/09); **TFL:** 1.0, twice.



22 THOMAS FERGUSON
DEFENSIVE BACK
6-1 • 205 • Fr.-HS

An athletic defensive back who has played in 8 games this season... Has tallied one tackle in four different games... A three-star prospect and the 79th-best cornerback in the nation by Rivals... Collected 44 tackles, 7 sacks, 2 pass break ups and a forced fumble during his senior season... Chose K-State over offers from 7 other schools.



23 EMMANUEL LAMUR
DEFENSIVE BACK
6-4 • 214 • So.-TR

A big and physical junior-college transfer who has been stellar in his first season... Leads the team with 46 tackles... Was instrumental in K-State's victory over Colorado when he intercepted 2 passes, which is tied for 2nd in the nation for INTs in a single game... Also carded 5 tackles against the Buffaloes... Came back with another 5 stops at Oklahoma... Tied for first in the Big 12 with two blocked kicks, including an Iowa State extra point with 0:32 left to give K-State a one-point win... Also finished with a career-high 7 stops vs. the Cyclones... Led the team with 6 tackles, including his first TFL, against Texas A&M... Finished with 5 tackles, one pass break up and a blocked field goal attempt against UMass in his K-State debut... Also had 5 tackles at Texas Tech... Had 6 stops at Louisiana, while he recovered one fumble... Came back to tally 5 stops at UCLA... Was a second-team all-conference selection at Independence CC last year... Collected 45 tackles in nine games with one sack and two interceptions in 2008.

CAREER STATS - DEFENSE

| Year | G | UA-AT-TI | TFL-Yds | Sack | INT | PD | FF | FR |
|--------------|----------|-----------------|--------------|--------------|----------|----------|----------|----------|
| 2009 | 9 | 28-18-46 | 1.0-1 | 0.0-0 | 2 | 3 | 0 | 1 |
| TOTAL | 9 | 28-18-46 | 1.0-1 | 0.0-0 | 2 | 3 | 0 | 1 |

CAREER-HIGHS - Tackles: 7, vs. Iowa State (10/3/09); **Solos:** 5, at UCLA (9/19/09); **TFL:** 1.0, vs. Texas A&M (10/17/09); **INT:** 2, vs. Colorado (10/27/09); **PD:** 2, vs. UMass (9/5/09).



25 KEITHEN VALENTINE
RUNNING BACK
5-8 • 193 • Sr.-1L

A former walk-on running back who started the 2008 campaign as the No. 1 back... Leads the Big 12 in total offensive per play with a 7.2-yard average... Has teamed with Daniel Thomas to rush for 1,295 yards on 236 carries (5.5 yards/carry)... Tallied a career-best 2 rushing touchdowns against both Texas A&M and Oklahoma... Had a career-high 96 rushing yards at Texas Tech, including a career long of 61 yards... Rushed 11 times for 89 yards against UMass... Rushed 10 times for 73 yards and one touchdown against Tennessee Tech... His score against the Golden Eagles was the first since the first game last season against North Texas.

CAREER STATS - RUSHING

| Year | G | Rush | Yds | Avg. | TD | Long |
|--------------|-----------|-----------|------------|------------|----------|-----------|
| 2008 | 8 | 34 | 129 | 4.2 | 1 | 16 |
| 2009 | 9 | 50 | 362 | 7.2 | 6 | 61 |
| TOTAL | 17 | 84 | 491 | 5.8 | 7 | 61 |

CAREER-HIGHS - Rushes: 13, vs. North Texas (8/30/08); **Yards:** 96, at Texas Tech (10/10/09); **TD:** 2, twice; **Long rush:** 61, at Texas Tech (10/10/09).



27 DAVID GARRETT
DEFENSIVE BACK
5-9 • 185 • So.-TR

A very athletic defensive back who has made great strides in little time... Has joined the team halfway through fall camp and started the first 4 games... Had his best game as a Wildcat at UCLA when he had 7 tackles, including 5 solos... Made 3 stops and forced a fumble against Iowa State before carding 6 tackles at Texas Tech... Carded 4 tackles against UMass, while bringing down 2 ball carriers against Louisiana and Tennessee Tech.

CAREER STATS - DEFENSE

| Year | G | UA-AT-TI | TFL-Yds | Sack | INT | PD | FF | FR |
|--------------|----------|-----------------|--------------|--------------|----------|----------|----------|----------|
| 2009 | 9 | 16-10-26 | 0.0-0 | 0.0-0 | 0 | 0 | 1 | 0 |
| TOTAL | 9 | 16-10-26 | 0.0-0 | 0.0-0 | 0 | 0 | 1 | 0 |

CAREER-HIGHS - Tackles: 7, at UCLA (9/19/09); **Solos:** 5, at UCLA (9/19/09).



37 BRADEN WILSON
FULLBACK
6-4 • 245 • Fr.-HS

A hard-nosed player who one of the best lead blockers in the Big 12... Has seen time in all 9 games, including 3 starts... Has helped Daniel Thomas and Keithen Valentine combine for 1,295 yards on 236 carries... Was a Kansas Top 11 selection and First Team KFBFA All-State selection in 2007... Helped Smith Center score 72 points in the first quarter of a game in 2007, which set a national high school football record.



39 JOHN HOULIK
LINEBACKER
5-11 • 219 • Sr.-3L

Hard-hitting and fearless linebacker who is one of the most experienced players on the defensive side of the ball with 38 career games played... Tallied 5 tackles, including a career-high 3.5 TFLs and one sack, while he forced a fumble, against Texas A&M... Followed that with a 6-tackle effort against Colorado... Also had 6 tackles and recovered a fumble against Iowa State... Made 4 stops, including one TFL, at Oklahoma... Carded 5 stops, while breaking up one pass and recording his first-career interception, at Louisiana... Made 4 stops against UMass, including one for a loss... Also had 3 tackles at UCLA.

CAREER STATS - DEFENSE

| Year | G | UA-AT-TI | TFL-Yds | Sack | INT | PD | FF | FR |
|--------------|-----------|------------------|----------------|---------------|----------|----------|----------|----------|
| 2006 | 9 | 4-4-8 | 0.5-0 | 0.0-0 | 0 | 0 | 0 | 0 |
| 2007 | 12 | 41-27-68 | 4.0-17 | 3.0-13 | 0 | 0 | 0 | 1 |
| 2008 | 8 | 16-13-29 | 0.0-0 | 0.0-0 | 0 | 2 | 1 | 0 |
| 2009 | 9 | 25-11-36 | 5.5-23 | 1.0-9 | 1 | 3 | 1 | 1 |
| TOTAL | 38 | 86-55-141 | 10.0-40 | 4.0-22 | 1 | 5 | 2 | 2 |

UPDATED PLAYER PROFILES

CAREER-HIGHS - Tackles: 8, twice; Solos: 7, vs. San Jose St. (9/8/07); TFL: 3.5, vs. Texas A&M (10/17/09); Sacks: 1.0, twice; INT: 1, at Louisiana (9/12/09).



40 ANTONIO FELDER
DEFENSIVE END
6-2 • 253 • Jr.-1L

A versatile player who can line up at either defensive end or linebacker... Has started 5 of the last 6 games... Tallied a career-best 5 tackles at Oklahoma... Had 3 tackles - including one for a loss - at UCLA before tallying his first career sack against Tennessee Tech... Also started and had 2 tackles vs. Iowa State before recording 3 solo stops at Texas Tech.

CAREER STATS - DEFENSE

| Year | G | UA-AT-TI | TFL-Yds | Sack | INT | PD | FF | FR |
|--------------|-----------|-----------------|---------------|---------------|----------|----------|----------|----------|
| 2008 | 12 | 4-4-8 | 0.5-1 | 0.0-0 | 0 | 1 | 0 | 0 |
| 2009 | 9 | 12-6-18 | 4.0-19 | 2.0-12 | 0 | 1 | 0 | 0 |
| TOTAL | 21 | 16-10-26 | 4.5-20 | 2.0-12 | 0 | 2 | 0 | 0 |

CAREER-HIGHS - Tackles: 5, at Oklahoma (10/31/09); Solos: 3, at Texas Tech (10/10/09); TFL: 2.0, at Texas Tech (10/10/09); Sacks: 1.0, twice.



42 COREY ADAMS
LONG SNAPPER
6-4 • 242 • Jr.-2L

A special athlete who is one of the nation's top long snappers... Considered to be a strong blocker and an effective performer in coverage... Made one tackle against Massachusetts and recovered a muffed punt vs. Colorado... Voted a player rep by his teammates... Has appeared in all 33 games over the past two-plus seasons.



45 KEVIN ROHLEDER
LINEBACKER
6-0 • 217 • Jr.-2L

A rugged play-making linebacker who reads offenses well and plays fast... Continuing to break into the playing rotation while contributing on special teams... Set a new career high with 5 tackles at Oklahoma... Had 3 tackles in the season opener against UMass before setting a new career high with 4 stops - including 3 solos - against Tennessee Tech... Tied previous career best with 4 stops vs. Texas A&M and set a new high with 4 solo stops vs. Colorado... Played in 5 games as a freshman and sophomore, recording 7 tackles each season... Earned first team 5A all-state honors from both the *Topeka Capital-Journal* and *Wichita Eagle*.

CAREER STATS - DEFENSE

| Year | G | UA-AT-TI | TFL-Yds | Sack | INT | PD | FF | FR |
|--------------|-----------|-----------------|--------------|--------------|----------|----------|----------|----------|
| 2007 | 5 | 4-3-7 | 0.0-0 | 0.0-0 | 0 | 0 | 0 | 0 |
| 2008 | 5 | 4-3-7 | 0.0-0 | 0.0-0 | 0 | 0 | 0 | 0 |
| 2009 | 9 | 18-6-24 | 0.0-0 | 0.0-0 | 0 | 0 | 0 | 0 |
| TOTAL | 19 | 26-12-38 | 0.0-0 | 0.0-0 | 0 | 0 | 0 | 0 |

CAREER-HIGHS - Tackles: 5, at Oklahoma (10/31/09); Solos: 4, vs. Colorado (10/24/09).



46 PRIZELL BROWN
DEFENSIVE END
6-4 • 265 • Jr.-TR

A physical football player who played tight end in JuCo... Has started each of the last 3 games, while he has seen action in 6 other contests... Carded his first career tackle against Tennessee Tech... Had 2 stops, including 0.5 TFLs, against Colorado... Also made 2 tackles at Oklahoma... Originally signed with North Carolina out of Blinn College... Rated a SuperPrep JuCo Top 100 player and a three-star prospect by Rivals.

CAREER STATS - DEFENSE

| Year | G | UA-AT-TI | TFL-Yds | Sack | INT | PD | FF | FR |
|--------------|----------|--------------|--------------|--------------|----------|----------|----------|----------|
| 2009 | 9 | 2-3-5 | 0.5-6 | 0.5-6 | 0 | 0 | 0 | 0 |
| TOTAL | 9 | 2-3-5 | 0.5-6 | 0.5-6 | 0 | 0 | 0 | 0 |

CAREER-HIGHS - Tackles: 2, twice; Solos: 1, twice; TFL: 0.5, vs. Colorado (10/24/09); Sacks: 0.5, vs. Colorado (10/24/09).



50 HANSEN SEKONA
DEFENSIVE END/LINEBACKER
6-0 • 230 • Sr.-1L

A physical defensive end/linebacker who gained valuable experience in his first season as a Wildcat... Has started 2 games at defensive end, but has been a key contributor on special teams... Finished with 3 tackles at Louisiana... Tallied a season-best 4 tackles and 0.5 TFLs against Tennessee Tech... Saw action in all 12 games in 2008, making 3 starts... Had a career-high 9 tackles against Louisiana as a junior.

CAREER STATS - DEFENSE

| Year | G | UA-AT-TI | TFL-Yds | Sack | INT | PD | FF | FR |
|--------------|-----------|-----------------|---------------|--------------|----------|----------|----------|----------|
| 2008 | 12 | 14-9-23 | 3.5-11 | 0.0-0 | 0 | 0 | 0 | 1 |
| 2009 | 9 | 4-4-8 | 0.5-1 | 0.0-0 | 0 | 0 | 0 | 0 |
| TOTAL | 21 | 18-13-31 | 4.0-12 | 0.0-0 | 0 | 0 | 0 | 1 |

CAREER-HIGHS - Tackles: 9, vs. Louisiana (9/27/08); Solos: 2, four times; TFL: 2.0, vs. Louisiana (9/27/08).



51 ULLA POMELE
LINEBACKER
6-1 • 228 • Sr.-1L

One of the defense's top tacklers from last season... His fast and shifty playing style has pushed him to be another top performer this year... Tied for team-high honors with 7 tackles at Louisiana, UCLA and vs. Colorado... Also had a sack and a forced fumble against the Buffaloes... Carded 3 stops against UMass, Texas Tech and Texas A&M... Voted a player rep by his teammates... Earned All-Big 8 Conference honors playing for Santa Rosa JC... Married to the former Elizabeth Leigh Robbins.

CAREER STATS - DEFENSE

| Year | G | UA-AT-TI | TFL-Yds | Sack | INT | PD | FF | FR |
|--------------|-----------|-----------------|---------------|---------------|----------|----------|----------|----------|
| 2008 | 12 | 37-21-58 | 7.5-9 | 1.0-1 | 0 | 2 | 2 | 2 |
| 2009 | 7 | 22-9-31 | 2.0-13 | 1.0-12 | 0 | 0 | 0 | 1 |
| TOTAL | 19 | 59-30-89 | 9.5-22 | 1.0-13 | 0 | 2 | 2 | 3 |

CAREER-HIGHS - Tackles: 12, at Colorado (10/18/08); Solos: 9, at Colorado (10/18/08); TFL: 2.0, at Texas A&M (10/11/08); Sacks: 1.0, twice.



56 ALEX HREBEC
LINEBACKER
5-11 • 238 • So.-1L

Physical linebacker who came on strong last season as a walk-on... Had a great game against Tennessee Tech, carding 10 stops, while tallying 3.0 TFLs... Topped double-digits in tackles for the 2nd-straight game against Iowa State, tying his career high with 11 tackles, a K-State season high... Became the first Wildcat since 2006 to record back-to-back double-digit tackle games... Turned in 4 tackles at Texas Tech and another 4 stops and one pass break up vs. UMass... Had 3 tackles at Oklahoma, including one for a loss... Voted a player rep and team captain by his teammates for 2009.

CAREER STATS - DEFENSE

| Year | G | UA-AT-TI | TFL-Yds | Sack | INT | PD | FF | FR |
|--------------|-----------|------------------|---------------|---------------|----------|----------|----------|----------|
| 2008 | 12 | 30-38-68 | 4.0-31 | 2.5-24 | 1 | 3 | 1 | 0 |
| 2009 | 8 | 18-15-33 | 4.0-11 | 0.0-0 | 0 | 1 | 0 | 0 |
| TOTAL | 20 | 48-53-101 | 8.0-42 | 2.5-24 | 1 | 4 | 1 | 0 |

CAREER-HIGHS - Tackles: 11, twice; Solos: 6, twice; TFL: 3.0, vs. Tennessee Tech (9/26/09); Sacks: 1.5, vs. Iowa State (11/22/08); INT: 1, vs. Iowa State (11/22/08).



59 ZACH KENDALL
OFFENSIVE LINEMAN
6-3 • 297 • Jr.-1L

A physically gifted player with excellent work habits... A converted defensive lineman who has seen time at both center and guard on offense... Made his 14th-career start at left guard at Oklahoma... Started 5 games last season where he helped the offense average 422 yards per game.



64 NICK STRINGER
OFFENSIVE LINEMAN
6-6 • 285 • Sr.-3L

An athletic and strong lineman who possesses the talent to be a dominating offensive tackle... An All-Big 12 candidate... Named a midseason All-Big 12 performer by Phil Steele... Made his 32nd-career start and his 21st-consecutive start at Oklahoma... Voted a player rep and team captain by his teammates... Started the first 10 games of 2008 at right tackle before moving to the left side... Former high school tight end whose father was his high school coach and was an All-American lineman at Division II Pittsburg (Kan.) State... One of 4 redshirt seniors on the roster who were recruited by head coach Bill Snyder.



67 KENNETH MAYFIELD
OFFENSIVE LINEMAN
6-4 • 320 • Jr.-1L

A big, powerful offensive lineman who has started each of the last 7 games, beginning with his first career start at UCLA... Also saw time against Massachusetts and Louisiana.



74 WADE WEIBERT
OFFENSIVE LINEMAN
6-4 • 290 • Jr.-RS

A junior-college transfer offensive lineman who redshirted 2008... Started the season at right guard against Massachusetts and at center the last 8 games... Helped lead Butler County CC to the 2007 NJCAA National Football Championship and a perfect 12-0 record... Named First Team All-Jayhawk Conference, All-Region VI and NJCAA All-American.



75 CLYDE AUFNER
OFFENSIVE LINEMAN
6-7 • 290 • So.-1L

Offensive tackle who is a strong pass blocker with a large wingspan... Has started each game at right tackle this season after appearing in 3 contests during his redshirt freshman season.



80 TRAVIS TANNAHILL
TIGHT END
6-4 • 240 • Fr.-HS

An athletic tight end who used the spring to develop after enrolling at semester... Has seen time in two-tight end sets in all 9 games this season... Made his first career reception against Tennessee Tech, a 16-yarder... Carded a career-long 21-yard reception against Texas A&M... Rated a three-star prospect by Scout and the 13th-best player in the state of Kansas as a senior.



81 ATTRAIL SNIPES
WIDE RECEIVER
6-1 • 180 • Sr.-1L

A fast receiver who exploded onto the scene in 2009 after spending 2008 as a reserve... Has played in all 9 games, recording 8 starts... Carded 2 catches against UMass for 52 yards and a pair of touchdowns... Backed that performance by hauling in 3 receptions for 78 yards, topping his previous career highs... Had a career day at Texas Tech, setting new career-highs in catches (7) and yards (82)... Caught 5 passes for 53 yards at Oklahoma... Appeared in 7 games in 2008, catching one pass for 37 yards.

CAREER STATS - RECEIVING

| Year | G | Rec | Yds | Avg | TD | Long |
|--------------|-----------|-----------|------------|-------------|----------|-----------|
| 2008 | 7 | 1 | 37 | 37.0 | 0 | 37 |
| 2009 | 9 | 22 | 339 | 15.4 | 2 | 40 |
| TOTAL | 16 | 23 | 376 | 16.3 | 2 | 40 |

UPDATED PLAYER PROFILES

CAREER-HIGHS - Catches: 7, at Texas Tech (10/10/09); **Yards:** 82, at Texas Tech (10/10/09); **Long Catch:** 40, vs. UMass (9/5/09); **TD:** 2, vs. UMass (9/5/09).



83 BRANDON BANKS
WIDE RECEIVER
5-7 • 150 • Sr.-1L

An All-Big 12, All-America candidate and member of the Biletnikoff Watch List... Was one of the best receivers in the Big 12 during his junior campaign as he was selected as the Offensive Newcomer of the Year for the Big 12... Has been stellar again in 2009, but has increased his production on special teams... Named a midseason All-Big 12 performer by Phil Steele... Set a Big 12 record and tied the NCAA Division I-A record with two kickoff returns for touchdowns against Tennessee Tech... Also had a 97-yard kickoff return for a score against Texas A&M and a 98-yard return at Oklahoma, which gave him 4 this season and 5 in his career, breaking the school and Big 12 records in both categories... He is one return shy of the NCAA single-season and career records... Currently second among active Division I-A players in career KOR returns for scores... Leads the Big 12 in kick return yards (953), kick return average (31.8) and kick return TDs (4)... Is 9th in the nation in kick return average and first in kick return touchdowns... Current career kick return average of 30.2 yards is first in K-State history and 6th in Big 12 history... His 953 KOR yards this season is a school record and 10th in Big 12 history... Had 195 total kick-return yards against Oklahoma, which broke a school record... Also carded 100-yard return games against UCLA (135), Tennessee Tech (183), Texas Tech (127) and Texas A&M (129)... Finished 15th nationally and 2nd in the Big 12 with a KOR average of 28.0 yards in 2008.

Also leads the Big 12 and is 7th nationally in all-purpose yardage (183.0/game)... Has 3,378 career all-purpose yards, which ranks 4th in school history... Has a career average of 160.9 all-purpose yards per game, which ranks 2nd in school history... Also 2nd in a season at 183.0... Became the 11th player in school history to pass the 3,000-yard mark for career all-purpose yards against Colorado... Had 351 all-purpose yards at Oklahoma (156 rec and 195 kr), which tied a school record and tied for the fifth most in Big 12 history... His 351 all-purpose yards were the most in the nation this season, bettering Derrick Locke (Kentucky) by 41 yards (310 vs. Louisville)... Also had 303 all-purpose yards against Tennessee Tech, which ranked sixth in school history and were the 2nd most in the conference this year... Also broke the 200-all-purpose-yard barrier against Texas A&M with 242.

Leads the team in receptions (42) and yards (524)... Is ninth at K-State in career reception, tied for 10th in career receiving touchdowns and is 10th in school history in career receiving yardage... Tied his career high with 9 catches for a career-best 156 yards at Oklahoma... His long of 41 yards came on a halfback pass from Daniel Thomas... Hauled in 7 passes for 67 yards in the 2009 opener against UMass... Caught 3 passes for 90 yards, including a long of 64, against Tennessee Tech... Caught 4 passes for 66 yards, including a 54-yard touchdown against Iowa State... Also rushed twice for 31 yards against the Cyclones... Grabbed 6 passes for 60 yards against Texas A&M... Selected to the All-Big 12 Honorable Mention team (PR/KR/WR) in 2008 after ranking 19th in the nation and 5th in the Big 12 in receiving yards.

CAREER STATS - RECEIVING

| Year | G | Rec | Yds | Avg. | TD | Long |
|--------------|-----------|------------|-------------|-------------|-----------|-----------|
| 2008 | 12 | 67 | 1049 | 15.7 | 9 | 77 |
| 2009 | 9 | 42 | 524 | 12.5 | 1 | 64 |
| TOTAL | 21 | 109 | 1573 | 14.4 | 10 | 77 |

CAREER-HIGHS - Catches: 9, three times; **Yards:** 156, at Oklahoma (10/31/09); **Long Catch:** 77, vs. Oklahoma (10/25/08); **TD:** 2, twice.

CAREER STATS - KICKOFF RETURNS

| Year | G | Ret | Yds | Avg. | TD | Long |
|--------------|-----------|-----------|-------------|-------------|----------|-----------|
| 2008 | 12 | 18 | 498 | 27.7 | 1 | 98 |
| 2009 | 9 | 30 | 953 | 31.8 | 4 | 98 |
| TOTAL | 21 | 48 | 1451 | 30.2 | 5 | 98 |

CAREER-HIGHS - Returns: 8, at Texas Tech (10/10/09); **Yards:** 195, at Oklahoma (10/31/09); **TD:** 2, vs. Tennessee Tech (9/26/09); **Long Return:** 98, twice.



85 JERON MASTRUD
TIGHT END
6-6 • 253 • Sr.-3L

A versatile and athletic tight end who is on the watch list for the Mackey Award... Also named a semifinalist for the Campbell Award... Has appeared in 45 of a possible 46 games in a Wildcat uniform and has started a team-best 23-straight games... Has caught at least one pass in each of the last 25 games, dating back to Nov. 3, 2007, vs. Iowa State, which is the 2nd-longest streak by a Wildcat since 1990 and the longest by a tight end... Became the 3rd tight end in school history with more than 1,000 career receiving yards after catching 3 passes for 44 yards vs. UMass, and moved into second place among tight ends against Texas A&M... Ranks 11th in school history, but first among tight ends, with 103 career receptions... Needs just 2 catches to enter the top 10... Had 3 catches for 35 yards and a TD at Louisiana and 3 catches for 26 yards against Tennessee Tech... Needs 164 yards to become the all-time receiving yardage leader by a TE in school history... Voted a player rep and team captain by teammates... Played QB, TE and DE for his father in high school.

CAREER STATS - RECEIVING

| Year | G | Rec | Yds | Avg. | TD | Long |
|--------------|-----------|------------|-------------|-------------|----------|-----------|
| 2006 | 12 | 17 | 235 | 13.8 | 0 | 66 |
| 2007 | 12 | 30 | 316 | 10.5 | 0 | 29 |
| 2008 | 12 | 38 | 435 | 11.4 | 2 | 52 |
| 2009 | 9 | 18 | 215 | 11.9 | 1 | 45 |
| TOTAL | 45 | 103 | 1201 | 11.7 | 3 | 66 |

CAREER-HIGHS - Catches: 5, seven times; **Yards:** 103, at Kansas (11/18/06); **Long:** 66, at Kansas (11/18/06); **Touchdowns:** 1, three times.



90 ERIC CHILDS
DEFENSIVE END
6-3 • 250 • Sr.-3L

A speed rusher who has played in all of K-State's 46 games over the past 3-plus seasons, but had a defensive-best 10-game starting streak snapped at Louisiana... Carded a season-high 2 stops at Oklahoma... Made one tackle against UMass and Texas A&M... Voted a player rep by his teammates... One of 4 redshirt seniors on the roster who were recruited by head coach Bill Snyder.

CAREER STATS - DEFENSE

| Year | G | UA-AT-TI | TFL-Yds | Sack | INT | PD | FF | FR |
|--------------|-----------|------------------|----------------|---------------|----------|----------|----------|----------|
| 2006 | 13 | 10-7-17 | 3.0-15 | 2.0-14 | 0 | 0 | 0 | 1 |
| 2007 | 12 | 21-15-36 | 4.0-10 | 1.0-3 | 0 | 0 | 2 | 0 |
| 2008 | 12 | 27-25-52 | 6.5-19 | 2.5-6 | 0 | 2 | 1 | 0 |
| 2009 | 9 | 1-3-4 | 0.5-2 | 0.5-2 | 0 | 0 | 0 | 0 |
| TOTAL | 46 | 59-50-109 | 14.0-46 | 6.0-25 | 0 | 2 | 3 | 1 |

CAREER-HIGHS - Tackles: 12, at Missouri (11/8/08); **Solos:** 4, three times; **TFL:** 2.5, vs. Nebraska (11/15/08); **Sacks:** 1.5, at Texas A&M (10/11/08).



91 BRANDON HAROLD
DEFENSIVE END
6-6 • 264 • So.-1L

A freshman All-American in 2008 who will look to anchor the Wildcats' defensive front... Made his first appearance of the season at Texas Tech after battling an injury during the first five games... Made one tackle, which went for a one-yard loss, against the Red Raiders... Appeared in all 12 games as a true freshman, making 10 starts... Earned freshman All-American honors from The Sporting News, the FWAA, Phil Steele and College Football News... Also an honorable mention All-Big 12 performer.

CAREER STATS - DEFENSE

| Year | G | UA-AT-TI | TFL-Yds | Sack | INT | PD | FF | FR |
|--------------|-----------|-----------------|----------------|---------------|----------|----------|----------|----------|
| 2008 | 12 | 24-21-45 | 10.5-41 | 3.0-21 | 0 | 1 | 2 | 0 |
| 2009 | 1 | 1-0-1 | 1.0-1 | 0.0-0 | 0 | 0 | 0 | 0 |
| TOTAL | 13 | 25-21-46 | 11.5-42 | 3.0-21 | 0 | 1 | 2 | 0 |

CAREER-HIGHS - Tackles: 7, vs. Louisiana (9/27/08); **Solos:** 5, at Colorado (10/18/08); **TFL:** 3.0, twice; **Sacks:** 2.0, vs. Louisiana (9/27/08).



94 RAPHAEL GUIDRY
DEFENSIVE TACKLE
6-4 • 274 • So.-1L

An explosive defensive lineman who has started 6 of 9 games this season... Had a career-best 6 tackles in his first career start against UMass... Had a 4-tackle effort at UCLA, while carding his first career TFL... Carded 3 stops vs. Iowa State and 2 tackles at Texas Tech.

CAREER STATS - DEFENSE

| Year | G | UA-AT-TI | TFL-Yds | Sack | INT | PD | FF | FR |
|--------------|-----------|-----------------|--------------|--------------|----------|----------|----------|----------|
| 2008 | 9 | 4-8-12 | 0.0-0 | 0.0-0 | 0 | 0 | 0 | 0 |
| 2009 | 9 | 10-9-19 | 1.5-9 | 0.5-7 | 0 | 0 | 0 | 1 |
| TOTAL | 18 | 14-17-31 | 1.5-9 | 0.5-7 | 0 | 0 | 0 | 1 |

CAREER-HIGHS - Tackles: 6, vs. UMass (9/5/09); **Solos:** 4, at UCLA (9/19/09); **TFL:** 1.0, at UCLA (9/19/09); **Sack:** 0.5, vs. Tennessee Tech (9/26/09).



95 JEFFREY FITZGERALD
DEFENSIVE TACKLE
6-4 • 280 • Sr.-TR

A very strong and physical defensive lineman who has been nearly unstoppable in the latter stages of the season... Had his best game in a Wildcat uniform against Texas A&M as he had 5 tackles, including 2.5 sacks for a total loss of 30 yards, while forcing one fumble and recovering another... His 2.5 sacks were a career-best, topping a 2-sack performance vs. East Carolina in 2006... Carded another 1.5 sacks against Colorado... Made 3 tackles against UMass, Louisiana and Oklahoma... Also added a 9-yard sack against UMass and 0.5 TFLs at UL... Recorded one TFL, a pass defended, a forced fumble and a fumble recovery at UCLA... Tallied a season-high 7 tackles with a TFL vs. Iowa State... Made 3 stops, including one sack, and returned a 17-yard interception for a touchdown at Texas Tech... Starred at Virginia before transferring last season... A unanimous freshman All-American at Virginia in 2006, earning the nod from the Football Writers Association of America, *The Sporting News* and *Rivals*... Also named to the ACC All-Freshman team by *The Sporting News*.

CAREER STATS - DEFENSE

| Year | G | UA-AT-TI | TFL-Yds | Sack | INT | PD | FF | FR |
|--------------|-----------|------------------|-----------------|-----------------|----------|-----------|----------|----------|
| 2006* | 12 | 39-25-64 | 11.0-50 | 5.5-38 | 2 | 5 | 1 | 2 |
| 2007* | 13 | 33-40-73 | 11.5-39 | 7.0-31 | 2 | 6 | 2 | 1 |
| 2009 | 9 | 16-13-29 | 8.5-57 | 6.0-53 | 1 | 3 | 2 | 2 |
| TOTAL | 34 | 88-78-166 | 31.0-146 | 18.5-122 | 5 | 14 | 5 | 5 |

CAREER-HIGHS - Tackles: 11, vs. Wake Forest (11/3/07)*; **Solos:** 6, twice*; **TFL:** 3.0, twice*; **Sacks:** 2.5, vs. Texas A&M (10/17/09); * at Virginia.



99 DANIEL CALVIN
DEFENSIVE TACKLE
6-3 • 310 • Sr.-1L

A big and physical force up front on the Wildcat defensive line... Earned his 13th-career start and his 8th-straight start at Oklahoma... Carded his first-career sack against Texas A&M... Doubled his previous career-high with 6 tackles against Iowa State... Made 4 stops at Oklahoma... Had 3 tackles - including his first career tackle for loss - against Tennessee Tech... Also started at Louisiana where he tallied 3 solo stops... Played at Bakersfield College with current Wildcats Attrail Snipes and Brandon Banks.

CAREER STATS - DEFENSE

| Year | G | UA-AT-TI | TFL-Yds | Sack | INT | PD | FF | FR |
|--------------|-----------|-----------------|---------------|--------------|----------|----------|----------|----------|
| 2008 | 12 | 9-5-14 | 0.0-0 | 0.0-0 | 0 | 0 | 0 | 0 |
| 2009 | 9 | 13-10-23 | 3.0-15 | 1.0-9 | 0 | 1 | 0 | 0 |
| TOTAL | 21 | 22-15-37 | 3.0-15 | 1.0-9 | 0 | 1 | 0 | 0 |

CAREER-HIGHS - Tackles: 6, vs. Iowa State (10/3/09); **Solos:** 3, twice; **TFL:** 1.0, three times; **Sacks:** 1.0, vs. Texas A&M (10/17/09).

ALPHABETICAL ROSTER

| NO | NAME | POS |
|----|--------------------|-----|
| 97 | Chidubamu Abana | DT |
| 42 | Corey Adams | LS |
| 75 | Clyde Aufner | OL |
| 17 | Cole Bachamp | WR |
| 83 | Brandon Banks | WR |
| 15 | Luis Barroeta | P |
| 66 | Eric Benoit | OL |
| 44 | Josh Berard | LB |
| 47 | Sean Bighems | LB |
| 14 | Cole Blair | DB |
| 98 | Kyle Brown | DE |
| 7 | Lamark Brown | WR |
| 46 | Prizell Brown | DE |
| 58 | Clarence Bumpas | LB |
| 21 | Troy Butler | DB |
| 99 | Daniel Calvin | DT |
| 18 | Anthony Cantele | PK |
| 5 | Chris Carney | DB |
| 19 | Josh Cherry | K |
| 26 | Brett Childers | DB |
| 90 | Eric Childs | DE |
| 26 | Jarell Childs | RB |
| 36 | Luke Clements | DB |
| 14 | Carson Coffman | QB |
| 68 | William Cooper | OL |
| 93 | Gabriel Crews | DT |
| 21 | Frank Delarue | RB |
| 9 | Ryan Doerr | P |
| 28 | Logan Dold | DB |
| 71 | Ethan Douglas | OL |
| 72 | Kaleb Drinkgern | OL |
| 40 | Antonio Felder | DE |
| 22 | Thomas Ferguson | DB |
| 32 | Roman Fields | LB |
| 95 | Jeffrey Fitzgerald | DT |
| 27 | Tim Flanders | RB |
| 28 | Josh Ford | RB |
| 77 | Colten Freeze | OL |
| 12 | James French | PK |
| 10 | D.J. Fulhage | P |
| 47 | Gabe Gantz | TE |
| 27 | David Garrett | DB |
| 19 | Devin Gfeller | WR |
| 6 | Grant Gregory | QB |
| 94 | Raphael Guidry | DT |
| 49 | Lucas Hamm | FB |
| 30 | Jay Hanley | FB |
| 70 | Zach Hanson | OL |
| 91 | Brandon Harold | DE |
| 4 | Chris Harper | QB |
| 8 | Stephen Harrison | DB |
| 34 | Jase Hartenbower | DB |
| 2 | Tysyn Hartman | DB |
| 3 | Bobby Hauver | WR |
| 63 | Marcus Heit | LS |
| 20 | Courtney Herndon | DB |
| 59 | Brian Hertzog | LB |
| 82 | Adrian Hilburn | WR |
| 39 | John Houlik | LB |
| 56 | Alex Hrebec | LB |
| 33 | John Hubert | RB |
| 65 | Aaron Jackson | OL |
| 10 | Darius Johnson | WR |

2009 KANSAS STATE ROSTERS

| NO | NAME | POS | HT | WT | YR-EX | HOMETOWN (LAST SCHOOL) |
|----|----------------------|-------|------|-----|--------|--|
| 2 | # Tysyn Hartman | DB | 6-3 | 207 | So.-1L | Wichita, Kan. (Kapaun Mt. Carmel) |
| 2 | # Stephen Johnson | WR | 5-9 | 140 | Fr.-HS | Fresno, Calif. (Buchanan) |
| 3 | # Bobby Hauver | WR | 6-3 | 185 | Fr.-RS | Lansing, Kan. (Lansing) |
| 3 | # Billy McClellan | DB | 5-8 | 170 | Sr.-1L | Torrance, Calif. (Harbor CC) |
| 4 | # Chris Harper | QB | 6-3 | 230 | So.-TR | Wichita, Kan. (Oregon) |
| 4 | # Joshua Moore | DB | 5-11 | 184 | Jr.-2L | Pompano Beach, Fla. (Blanche Ely) |
| 5 | # Chris Carney | DB | 6-1 | 190 | Sr.-3L | Denver, Colo. (Mullen) |
| 5 | # Brodrick Smith | WR | 6-3 | 205 | So.-TR | Garden City, Kan. (Minnesota) |
| 6 | # Grant Gregory | QB | 6-1 | 210 | Sr.-TR | Athens, Ohio (South Florida) |
| 6 | # Brandon Klimek | PK | 5-11 | 168 | Fr.-RS | Manhattan, Kan. (Manhattan) |
| 7 | Lamark Brown | WR | 6-3 | 225 | Jr.-2L | Hazelwood, Mo. (Hazelwood West) |
| 8 | # Stephen Harrison | DB | 5-11 | 181 | Jr.-SQ | Dallas, Texas (Plano West) |
| 8 | # Daniel Thomas | RB | 6-2 | 227 | Jr.-TR | Hilliard, Fla. (NW Mississippi CC) |
| 9 | # Ryan Doerr | P | 6-3 | 185 | Fr.-TR | Katy, Texas (South Carolina) |
| 9 | # Ryan Manes | QB | 6-4 | 185 | Fr.-HS | Ellsworth, Kan. (Ellsworth) |
| 10 | # D.J. Fulhage | P | 5-9 | 180 | Jr.-1L | Beloit, Kan. (Beloit) |
| 10 | # Darius Johnson | WR | 6-5 | 198 | Fr.-HS | Miami Gardens, Fla. (Miami Carol City) |
| 12 | # James French | PK | 5-10 | 170 | Fr.-HS | China Springs, Texas (China Springs) |
| 12 | # Collin Klein | QB/WR | 6-5 | 231 | Fr.-RS | Loveland, Colo. (Loveland) |
| 13 | # Sammuell Lamur | QB | 6-4 | 215 | Jr.-TR | West Palm Beach, Fla. (Joliet JC) |
| 13 | # Adrian Styker | DB | 6-1 | 206 | Sr.-1L | Waterville, Kan. (Valley Heights) |
| 14 | # Cole Blair | DB | 6-1 | 195 | Fr.-HS | Andover, Kan. (Central) |
| 14 | # Carson Coffman | QB | 6-3 | 212 | Jr.-2L | Peculiar, Mo. (Raymore-Peculiar) |
| 15 | # Luis Barroeta | P | 5-11 | 174 | Fr.-HS | Overland Park, Kan. (Shawnee Mission South) |
| 15 | # Darius Thomas | DB | 6-0 | 180 | Fr.-HS | Dallas, Texas (Cedar Hill) |
| 16 | Joseph Kassanavoid | DE | 6-5 | 239 | Fr.-RS | Lawson, Mo. (Lawson) |
| 17 | # Cole Bachamp | WR | 6-0 | 175 | So.-RS | Manhattan, Kan. (Butler County CC) |
| 17 | # George Pierson | P | 6-0 | 201 | Sr.-1L | Arlington, Va. (Tyler JC) |
| 18 | # Anthony Cantele | PK | 5-11 | 175 | Fr.-HS | Wichita, Kan. (Kapaun Mt. Carmel) |
| 18 | # Andre McDonald | TE | 6-8 | 250 | Fr.-HS | Choctaw, Okla. (Choctaw) |
| 19 | # Josh Cherry | PK | 6-1 | 183 | Jr.-2L | McCook, Neb. (McCook) |
| 19 | # Devin Gfeller | WR | 5-7 | 175 | Fr.-HS | Lindsborg, Kan. (Smoky Valley) |
| 20 | Courtney Herndon | DB | 6-0 | 211 | Sr.-3L | Dallas, Texas (Lincoln) |
| 21 | # Troy Butler | DB | 6-1 | 200 | Jr.-TR | Waldorf, Md. (Antelope Valley CC) |
| 21 | # Frank Delarue | RB | 5-8 | 200 | So.-1L | Wichita, Kan. (Kapaun Mt. Carmel) |
| 22 | Thomas Ferguson | DB | 6-1 | 205 | Fr.-HS | Grand Prairie, Texas (South) |
| 23 | # Emmanuel Lamur | DB | 6-4 | 214 | So.-TR | West Palm Beach, Fla. (Independence CC) |
| 23 | # Dustin Miner | WR | 6-1 | 180 | Fr.-HS | Wamego, Kan. (Rock Creek) |
| 24 | Dahmaz Tigner | DB | 6-2 | 223 | Jr.-2L | Pompano Beach, Fla. (Ely) |
| 25 | Keithen Valentine | RB | 5-8 | 193 | Sr.-1L | Baton Rouge, La. (Mississippi Delta CC) |
| 26 | # Brett Childers | DB | 6-1 | 192 | Sr.-SQ | Olathe, Kan. (Johnson County CC) |
| 26 | # Jarell Childs | RB | 6-1 | 220 | Fr.-RS | Kansas City, Mo. (Oak Park) |
| 27 | # Tim Flanders | RB | 5-9 | 208 | Fr.-HS | Midwest City, Okla. (Midwest City) |
| 27 | # David Garrett | DB | 5-9 | 185 | So.-TR | Cleveland, Ohio (Fort Scott CC) |
| 28 | # Logan Dold | DB | 6-0 | 207 | So.-1L | Garden Plain, Kan. (Garden Plain) |
| 28 | # Josh Ford | RB | 5-9 | 187 | Fr.-HS | Denver, Colo. (Mullen) |
| 29 | # Otis Johnson | DB | 5-10 | 175 | Sr.-3L | Houston, Texas (Eisenhower) |
| 29 | # Cameronn Morrison | WR | 5-11 | 190 | Sr.-SQ | Sherman, Texas (Sherman) |
| 30 | # Jay Hanley | FB | 6-1 | 235 | Fr.-RS | Steamboat Springs, Colo. (Steamboat Springs) |
| 30 | # Drew Mueller | DB | 5-8 | 170 | Fr.-HS | Iola, Kan. (Iola) |
| 31 | # Torell Miller | DB | 6-3 | 205 | Fr.-HS | New Orleans, La. (O. Perry Walker) |
| 31 | # Adam Repass-Orduna | WR | 5-7 | 170 | Fr.-HS | Overland Park, Kan. (Blue Valley Northwest) |
| 32 | Roman Fields | LB | 5-10 | 197 | Fr.-RS | Kansas City, Kan. (Christ Prep Academy) |
| 33 | John Hubert | RB | 5-9 | 190 | Fr.-HS | Waco, Texas (Midway) |
| 34 | Jase Hartenbower | DB | 6-0 | 183 | So.-SQ | Riley, Kan. (Riley County) |
| 35 | Ian Peters | DB | 6-0 | 177 | Fr.-HS | Scandia, Kan. (Pike Valley) |
| 36 | Luke Clements | DB | 6-3 | 190 | Fr.-HS | Andover, Kan. (Central) |
| 37 | # Terrance Sweeney | DB | 5-10 | 175 | Jr.-TR | Houston, Texas (Blinn College) |
| 37 | # Braden Wilson | FB/TE | 6-4 | 245 | Fr.-HS | Smith Center, Kan. (Smith Center) |
| 38 | Jack Reed | LB | 6-1 | 227 | Sr.-1L | Gloucester, Mass. (Gloucester) |
| 39 | John Houlik | LB | 5-11 | 219 | Sr.-3L | Wichita, Kan. (Collegiate) |

| NO | NAME | POS | HT | WT | YR-EX | HOMETOWN (LAST SCHOOL) |
|----|--------------------|-------|------|-----|--------|--|
| 40 | # Antonio Felder | DE | 6-2 | 253 | Jr.-1L | Warner Robins, Ga. (Butler County CC) |
| 40 | # Rodney Kenner | RB | 5-10 | 208 | So.-SQ | Olathe, Kan. (Northwest) |
| 41 | # William Powell | RB | 5-11 | 200 | Jr.-TR | Duncanville, Texas (Navarro College) |
| 41 | # Charles Melton | DB | 6-0 | 200 | Fr.-HS | Manhattan, Kan. (Manhattan) |
| 42 | Corey Adams | LS | 6-4 | 242 | Jr.-2L | Monument, Colo. (Lewis-Palmer) |
| 43 | # Marc St. Felix | DB | 6-0 | 205 | Jr.-SQ | Miami, Fla. (Edison) |
| 43 | # Jeremy Sutton | TE | 6-5 | 250 | Jr.-TR | Welda, Kan. (Fort Scott CC) |
| 44 | Josh Berard | LB | 6-2 | 220 | Jr.-RS | Redondo Beach, Calif. (El Camino CC) |
| 45 | Kevin Rohleder | LB | 6-0 | 217 | Jr.-2L | Wichita, Kan. (Bishop Carroll) |
| 46 | # Prizell Brown | DE | 6-4 | 265 | Jr.-TR | Austin, Texas (Blinn College) |
| 46 | # Ben Kall | FB | 5-11 | 222 | Fr.-RS | Rochester, Minn. (John Marshall) |
| 47 | # Sean Bighems | LB | 6-0 | 200 | Jr.-TR | Leavenworth, Kan. (Fort Scott CC) |
| 47 | # Gabe Gantz | TE | 6-6 | 252 | Jr.-1L | Perry, Kan. (Perry-Lecompton) |
| 48 | # Jarett Wright | LB | 6-1 | 225 | Jr.-TR | Newton, Kan. (Butler County CC) |
| 49 | # Lucas Hamm | FB/TE | 6-2 | 240 | Jr.-TR | Hillsboro, Kan. (Butler County CC) |
| 49 | # Aaron King | LB | 6-0 | 200 | So.-SQ | Holton, Kan. (Holton) |
| 50 | Hansen Sekona | LB | 6-0 | 230 | Sr.-1L | San Mateo, Calif. (College of San Mateo) |
| 51 | Ulla Pomele | LB | 6-1 | 228 | Sr.-1L | Santa Rosa, Calif. (Santa Rosa JC) |
| 52 | Taylor Kuhlman | LB | 6-1 | 192 | Fr.-HS | Kensington, Kan. (Thunder Ridge) |
| 53 | Blake Slaughter | LB | 6-0 | 219 | Fr.-HS | Missouri City, Texas (Elkins) |
| 54 | Trevor Viers | OL | 6-5 | 284 | Jr.-1L | Windom, Kan. (Little River) |
| 55 | Kadero Terrell | DE/LB | 6-2 | 235 | So.-TR | Eustis, Fla. (Garden City CC) |
| 56 | Alex Hrebec | LB | 5-11 | 238 | So.-1L | St. Louis, Mo. (Oakville) |
| 57 | Grant Valentine | DE | 6-3 | 240 | Jr.-TR | Burbank, Calif. (Glendale CC) |
| 58 | Clarence Bumpas | LB | 6-2 | 218 | Fr.-HS | Colorado Springs, Colo. (Sierra) |
| 59 | # Brian Hertzog | LB | 5-11 | 211 | So.-1L | Lee's Summit, Mo. (West) |
| 59 | # Zach Kendall | OL | 6-3 | 297 | Jr.-1L | Peculiar, Mo. (Harrisonville) |
| 60 | Dustin Sobieraj | DT | 6-3 | 255 | So.-SQ | Billings, Mont. (Skyview) |
| 62 | Logan Wiltfong | OL | 6-5 | 263 | Fr.-HS | North Kansas City, Mo. (Winnetonka) |
| 63 | Marcus Heit | LS | 6-4 | 218 | Fr.-HS | Derby, Kan. (Derby) |
| 64 | Nick Stringer | OL | 6-6 | 285 | Sr.-3L | Topeka, Kan. (Hayden) |
| 65 | Aaron Jackson | OL | 6-2 | 310 | Fr.-RS | Houston, Texas (Strake Jesuit) |
| 66 | Eric Benoit | OL | 6-4 | 294 | Sr.-1L | Church Point, La. (Compton CC) |
| 67 | Kenneth Mayfield | OL | 6-4 | 320 | Jr.-1L | Randallstown, Md. (Randallstown) |
| 68 | William Cooper | OL | 6-5 | 265 | Fr.-HS | Hayti, Mo. (Hayti) |
| 69 | Nick Ward | OL | 6-1 | 280 | So.-SQ | Andale, Kan. (Andale) |
| 70 | Zach Hanson | OL | 6-8 | 320 | So.-RS | Sacramento, Calif. (Sacramento CC) |
| 71 | Ethan Douglas | OL | 6-6 | 295 | Fr.-RS | Basehor, Kan. (Basehor Linwood) |
| 72 | Kaleb Drinkgern | OL | 6-7 | 270 | So.-1L | Breman, Kan. (Marysville) |
| 73 | Will Lawson | OL | 6-8 | 290 | Fr.-HS | Belleville, Ill. (Althoff) |
| 74 | Wade Weibert | OL | 6-4 | 290 | Jr.-RS | Hillsboro, Kan. (Butler County CC) |
| 75 | Clyde Aufner | OL | 6-7 | 290 | So.-1L | Raymore, Mo. (Raymore-Peculiar) |
| 76 | Brock Unruh | OL | 6-6 | 290 | Sr.-3L | Corpus Christi, Texas (Calallen) |
| 77 | Colten Freeze | OL | 6-5 | 290 | So.-1L | Liberty, Mo. (Liberty) |
| 78 | Cornelius Lucas | OL | 6-8 | 306 | Fr.-HS | New Orleans, La. (Edna Karr) |
| 79 | Keenan Taylor | OL | 6-5 | 275 | Fr.-HS | Tulsa, Okla. (Booker T. Washington) |
| 80 | Travis Tannahill | TE | 6-4 | 240 | Fr.-HS | Olathe, Kan. (East) |
| 81 | Attrail Snipes | WR | 6-1 | 180 | Sr.-1L | Seattle-Rainier Beach, Wash. (Bakersfield College) |
| 82 | Adrian Hilburn | WR | 6-1 | 195 | Jr.-RS | New Braunfels, Texas (San Francisco CC) |
| 83 | Brandon Banks | WR | 5-7 | 150 | Sr.-1L | Garner, N.C. (Bakersfield College) |
| 84 | Matt Wykes | WR | 6-2 | 209 | Sr.-SQ | Conway Springs, Kan. (Butler County CC) |
| 85 | Jeron Mastrud | TE | 6-6 | 253 | Sr.-3L | Beaverton, Ore. (Southridge) |
| 86 | Tramaine Thompson | WR | 5-8 | 165 | Fr.-HS | Jenks, Okla. (Jenks) |
| 87 | Sheldon Smith | WR | 5-11 | 180 | Jr.-TR | Culver City, Calif. (Cerritos) |
| 88 | Brice Vignery | WR | 6-0 | 195 | Sr.-SQ | Concordia, Kan. (Butler County CC) |
| 89 | Aubrey Quarles | WR | 5-11 | 195 | Sr.-1L | Aurora, Colo. (Santa Rosa JC) |
| 90 | Eric Childs | DE | 6-3 | 250 | Sr.-3L | Arlington, Texas (MacArthur) |
| 91 | Brandon Harold | DE | 6-6 | 264 | So.-1L | East St. Louis, Ill. (East St. Louis) |
| 92 | Josh Sutton | DE | 6-5 | 275 | Jr.-TR | Welda, Kan. (Fort Scott CC) |
| 93 | Gabriel Crews | DT | 6-1 | 310 | Jr.-2L | Jonesboro, Ga. (Lovejoy) |
| 94 | Raphael Guidry | DT | 6-4 | 274 | So.-1L | Texas City, Texas (La Marque) |
| 95 | Jeffrey Fitzgerald | DT | 6-4 | 280 | Sr.-TR | Richmond, Va. (Virginia) |
| 96 | Payton Kirk | DE | 6-6 | 255 | So.-1L | Liberty, Mo. (Liberty) |
| 97 | Chidubamu Abana | DT | 6-4 | 295 | Sr.-1L | Virginia Beach, Va. (Santa Monica CC) |
| 98 | Kyle Brown | DE | 6-2 | 240 | Fr.-HS | Overland Park, Kan. (St. Thomas Aquinas) |
| 99 | Daniel Calvin | DT | 6-3 | 310 | Sr.-1L | Bakersfield, Calif. (Bakersfield College) |

| NO | NAME | POS |
|----|--------------------|-------|
| 29 | Otis Johnson | DB |
| 2 | Stephen Johnson | WR |
| 46 | Ben Kall | FB |
| 16 | Joseph Kassanavoid | DE |
| 59 | Zach Kendall | OL |
| 40 | Rodney Kenner | RB |
| 49 | Aaron King | LB |
| 96 | Payton Kirk | DE |
| 12 | Collin Klein | QB/WR |
| 6 | Brandon Klimek | PK |
| 52 | Taylor Kuhlman | LB |
| 23 | Emmanuel Lamur | DB |
| 13 | Samuel Lamur | QB |
| 73 | Will Lawson | OL |
| 78 | Cornelius Lucas | OL |
| 9 | Ryan Manes | QB |
| 85 | Jeron Mastrud | TE |
| 67 | Kenneth Mayfield | OL |
| 3 | Billy McClellan | DB |
| 18 | Andre McDonald | TE |
| 41 | Charles Melton | DB |
| 31 | Torell Miller | DB |
| 23 | Dustin Miner | WR |
| 4 | Joshua Moore | DB |
| 29 | Cameronn Morrison | WR |
| 30 | Drew Mueller | DB |
| 35 | Ian Peters | DB |
| 17 | George Pierson | P |
| 51 | Ulla Pomele | LB |
| 41 | William Powell | RB |
| 89 | Aubrey Quarles | WR |
| 38 | Jack Reed | LB |
| 31 | Adam Repass-Orduna | WR |
| 45 | Kevin Rohleder | LB |
| 50 | Hansen Sekona | LB |
| 53 | Blake Slaughter | LB |
| 5 | Brodrick Smith | WR |
| 87 | Sheldon Smith | WR |
| 81 | Attrail Snipes | WR |
| 60 | Dustin Sobieraj | DT |
| 43 | Marc St. Felix | DB |
| 64 | Nick Stringer | OL |
| 13 | Adrian Stryker | DB |
| 43 | Jeremy Sutton | TE |
| 92 | Josh Sutton | DE |
| 37 | Terrance Sweeney | DB |
| 80 | Travis Tannahill | TE |
| 79 | Keenan Taylor | OL |
| 55 | Kadero Terrell | DE/LB |
| 8 | Daniel Thomas | RB |
| 15 | Darious Thomas | DB |
| 86 | Tramaine Thompson | WR |
| 24 | Dahnaz Tigner | DB |
| 76 | Brock Unruh | OL |
| 57 | Grant Valentine | DE |
| 25 | Keithen Valentine | RB |
| 54 | Trevor Viers | OL |
| 88 | Brice Vignery | WR |
| 69 | Nick Ward | OL |
| 74 | Wade Weibert | OL |
| 37 | Braden Wilson | FB/TE |
| 62 | Logan Wiltfong | OL |
| 48 | Jarett Wright | LB |
| 84 | Matt Wykes | WR |

KANSAS STATE WILDCATS

DANIEL THOMAS

6-2 | 227 | JUNIOR | RB
ALL-BIG 12 AND ALL-AMERICA CANDIDATE

- A former JuCo quarterback who has turned into one of the best running backs in the Big 12.
- Named to Phil Steele's 2009 Midseason All-Big 12 team.
- Has 203 touches (181 rushes, 19 receptions, 3 passes) this season, which equates to 33.7-percent of K-State's 602 offensive plays.
- Leads the conference in total rushing yards (902) and rushing attempts (181).
- Second in the Big 12 in rushing yards per game at 100.2.
- Ranks 26th nationally in rushing and seventh in the NCAA in rushing attempts.
- Also fourth in the Big 12 in all-purpose yards per game (125.8).
- Needs just 98 yards to become the ninth player in school history with a 1,000-yard rushing season.
- Is just 126 yards to enter the school's top 10 for yards in a single season.
- Leads the Big 12 with 10 rushing touchdowns, while he is fourth in the league in total touchdowns.
- Score four touchdowns against Texas A&M, all coming in the first half.
- Tied for second in school history, becoming the sixth player (seventh occurrence) to score four touchdowns in a single game.
- His four rushing touchdowns are tied for the most in the Big 12 this season and tied for the fourth most nationally in 2009.
- Has four 100-yard rushing games this season, tied for the ninth most in school history.
- Rushed for a career-high 145 yards and one touchdown against Colorado.
- Opened his K-State career with two 100-yard rushing games, the first Wildcat to do so since 1966.
- Has averaged at least 5.0 yards per carry in five games this season.



THOMAS' CAREER STATISTICS

| RUSHING | G | ATT | YARDS | TD | LONG | AVG/C | AVG/G |
|--------------|----------|------------|------------|-----------|-----------|------------|--------------|
| 2009 | 9 | 181 | 902 | 10 | 35 | 5.0 | 100.2 |
| TOTAL | 9 | 181 | 902 | 10 | 35 | 5.0 | 100.2 |

CAREER-HIGHS - Rushes: 27, at Louisiana (9/12/09); **Yards:** 145, vs. Colorado (10/24/09); **TD:** 4, vs. Texas A&M (10/17/09); **Long Rush:** 35, Colorado (10/24/09).

| RECEIVING | G | REC | YDS | TD | LONG | REC/G | AVG/C | AVG/G |
|--------------|----------|-----------|------------|----------|-----------|------------|-------------|-------------|
| 2009 | 9 | 19 | 205 | 0 | 52 | 2.1 | 10.8 | 22.8 |
| TOTAL | 8 | 19 | 205 | 0 | 52 | 2.1 | 10.8 | 22.8 |

CAREER-HIGHS - Catches: 5, vs. Iowa State (10/3/09); **Yards:** 61, at UCLA (9/26/09); **Long Catch:** 52, at Texas Tech (10/10/09).

2009 GAME-BY-GAME

| RUSHING | NO | YARDS | TD | LONG | AVG/C |
|----------------|----|-------|----|------|-------|
| UMass | 23 | 104 | 0 | 19 | 4.5 |
| at Louisiana | 27 | 136 | 1 | 23 | 5.0 |
| at UCLA | 15 | 54 | 1 | 12 | 3.6 |
| Tennessee Tech | 26 | 139 | 2 | 20 | 5.3 |
| vs. Iowa State | 25 | 96 | 0 | 8 | 3.8 |
| at Texas Tech | 11 | 49 | 0 | 24 | 4.5 |
| Texas A&M | 18 | 91 | 4 | 17 | 5.1 |
| Colorado | 20 | 145 | 1 | 35 | 7.3 |
| at Oklahoma | 16 | 88 | 1 | 16 | 5.5 |
| Kansas | | | | | |
| Missouri | | | | | |
| at Nebraska | | | | | |

2009 STATISTICS

OVERALL: 5-4 (HOME: 4-0, ROAD: 0-4, NEUTRAL: 1-0) | BIG 12 CONFERENCE: 3-2 (HOME: 2-0, ROAD: 0-2, NEUTRAL: 1-0)

RESULTS 5-4 [3-2, BIG 12 NORTH]

| DATE | OPPONENT | RESULT | SCORE | TV | ATTEND |
|----------|-------------------|--------|-------|---------|--------|
| Sept. 5 | MASSACHUSETTS | W | 21-17 | None | 50,750 |
| Sept. 12 | at Louisiana | L | 15-17 | ESPN360 | 16,431 |
| Sept. 19 | at UCLA | L | 9-23 | FSN | 67,311 |
| Sept. 26 | TENNESSEE TECH | W | 49-7 | | 48,094 |
| Oct. 2 | vs. Iowa State * | W | 24-23 | FCS | 40,851 |
| Oct. 10 | at Texas Tech * | L | 14-66 | FSN | 47,382 |
| Oct. 17 | TEXAS A&M * | W | 62-14 | FCS | 44,934 |
| Oct. 24 | COLORADO * | W | 20-6 | FCS | 42,019 |
| Oct. 31 | at #22 Oklahoma * | L | 30-42 | FSN | 84,021 |
| Nov. 7 | KANSAS * | | | | |
| Nov. 14 | MISSOURI * | | | | |
| Nov. 21 | at Nebraska * | | | | |

* Big 12 Conference Game

TEAM STATISTICS

| | KANSAS STATE | OPPONENTS |
|-------------------------|--------------|-------------|
| SCORING | 244 | 215 |
| Points Per Game | 27.1 | 23.9 |
| FIRST DOWNS | 166 | 164 |
| Rushing | 92 | 57 |
| Passing | 57 | 93 |
| Penalty | 17 | 14 |
| RUSHING YARDAGE | 1641 | 969 |
| Yards gained rushing | 1901 | 1179 |
| Yards lost rushing | 260 | 210 |
| Rushing Attempts | 384 | 270 |
| Average Per Rush | 4.3 | 3.6 |
| Average Per Game | 182.3 | 107.7 |
| TDs Rushing | 21 | 7 |
| PASSING YARDAGE | 1575 | 2109 |
| Comp-Att-Int | 135-218-6 | 171-308-11 |
| Average Per Pass | 7.2 | 6.8 |
| Average Per Catch | 11.7 | 12.3 |
| Average Per Game | 175.0 | 234.3 |
| TDs Passing | 6 | 20 |
| TOTAL OFFENSE | 3216 | 3078 |
| Total Plays | 602 | 578 |
| Average Per Play | 5.3 | 5.3 |
| Average Per Game | 357.3 | 342.0 |
| KICK RETURNS: #-Yards | 39-1110 | 40-793 |
| PUNT RETURNS: #-Yards | 21-226 | 12-66 |
| INT RETURNS: #-Yards | 11-58 | 6-67 |
| KICK RETURN AVERAGE | 28.5 | 19.8 |
| PUNT RETURN AVERAGE | 10.8 | 5.5 |
| FUMBLES-LOST | 17-7 | 13-10 |
| PENALTIES-Yards | 69-576 | 59-580 |
| Average Per Game | 64.0 | 64.4 |
| PUNTS-Yards | 45-1707 | 50-2018 |
| Average Per Punt | 37.9 | 40.4 |
| Net punt average | 34.2 | 35.4 |
| TIME OF POSSESSION/Game | 34:17 | 25:43 |
| 3RD-DOWN Conversions | 43/123 | 46/116 |
| 3rd-Down Pct | 35% | 40% |
| 4TH-DOWN Conversions | 10/17 | 4/8 |
| 4th-Down Pct | 59% | 50% |
| SACKS BY-Yards | 16-136 | 19-153 |
| TOUCHDOWNS SCORED | 32 | 28 |
| FIELD GOALS-ATTEMPTS | 7-12 | 7-8 |
| RED-ZONE SCORES | (30-38) 79% | (21-24) 88% |
| RED-ZONE TOUCHDOWNS | (25-38) 66% | (17-24) 71% |
| PAT-ATTEMPTS | (27-30) 90% | (26-28) 93% |
| ATTENDANCE | 185797 | 215145 |
| Games/Avg Per Game | 4/46449 | 4/53786 |
| Neutral Site Games | | 1/40851 |

| SCORE BY QUARTERS | 1ST | 2ND | 3RD | 4TH | TOTAL |
|-------------------|-----|-----|-----|-----|-------|
| Kansas State | 46 | 78 | 69 | 51 | 244 |
| Opponents | 58 | 61 | 42 | 54 | 215 |

RUSHING

| PLAYER | GP | ATT. | GAIN | LOSS | NET | AVG. | TD | LONG | YPG |
|-----------------|----|------|------|------|------|------|----|------|-------|
| Thomas, Daniel | 9 | 181 | 924 | 22 | 902 | 5.0 | 10 | 35 | 100.2 |
| Valentine, K. | 9 | 50 | 368 | 6 | 362 | 7.2 | 6 | 61 | 40.2 |
| Gregory, Grant | 8 | 65 | 287 | 84 | 203 | 3.1 | 3 | 21 | 25.4 |
| Childs, Jarell | 9 | 13 | 81 | 2 | 79 | 6.1 | 0 | 14 | 8.8 |
| Coffman, Carson | 6 | 54 | 183 | 119 | 64 | 1.2 | 2 | 20 | 10.7 |
| Banks, Brandon | 9 | 6 | 49 | 0 | 49 | 8.2 | 0 | 20 | 5.4 |
| Wilson, Braden | 9 | 3 | 8 | 0 | 8 | 2.7 | 0 | 5 | 0.9 |
| Hilburn, Adrian | 3 | 1 | 1 | 0 | 1 | 1.0 | 0 | 1 | 0.3 |
| Doerr, Ryan | 9 | 1 | 0 | 3 | -3 | -3.0 | 0 | 0 | -0.3 |
| Klein, Collin | 9 | 1 | 0 | 8 | -8 | -8.0 | 0 | 0 | -0.9 |
| Team | 7 | 9 | 0 | 16 | -16 | -1.8 | 0 | 0 | -2.3 |
| Total..... | 9 | 384 | 1901 | 260 | 1641 | 4.3 | 21 | 61 | 182.3 |
| Opponents..... | 9 | 270 | 1179 | 210 | 969 | 3.6 | 7 | 44 | 107.7 |

PASSING

| PLAYER | G | EFFIC. | CMP-ATT-INT | PCT. | YARDS | TD | LG | AVG/G |
|-----------------|---|--------|-------------|-------|-------|----|----|-------|
| Coffman, Carson | 6 | 121.23 | 71-117-4 | 60.7 | 860 | 2 | 64 | 143.3 |
| Gregory, Grant | 8 | 125.27 | 61-98-2 | 62.2 | 665 | 3 | 54 | 83.1 |
| Thomas, Daniel | 9 | 350.00 | 3-3-0 | 100.0 | 50 | 1 | 41 | 5.6 |
| Total..... | 9 | 126.19 | 135-218-6 | 61.9 | 1575 | 6 | 64 | 175.0 |
| Opponents..... | 9 | 127.32 | 171-308-11 | 55.5 | 2109 | 20 | 72 | 234.3 |

RECEIVING

| PLAYER | G | NO | YDS | AVG | TD | LONG | AVG/G |
|-----------------|---|-----|------|------|----|------|-------|
| Banks, Brandon | 9 | 42 | 524 | 12.5 | 1 | 64 | 58.2 |
| Snipes, Attrail | 9 | 22 | 339 | 15.4 | 2 | 40 | 37.7 |
| Thomas, Daniel | 9 | 19 | 205 | 10.8 | 0 | 52 | 22.8 |
| Mastrud, Jeron | 9 | 18 | 215 | 11.9 | 1 | 45 | 23.9 |
| Brown, Lamark | 9 | 10 | 128 | 12.8 | 1 | 40 | 14.2 |
| Valentine, K. | 9 | 6 | 5 | 0.8 | 0 | 7 | 0.6 |
| Klein, Collin | 9 | 5 | 33 | 6.6 | 1 | 16 | 3.7 |
| Wilson, Braden | 9 | 4 | 33 | 8.2 | 0 | 18 | 3.7 |
| Vignery, Brice | 8 | 3 | 27 | 9.0 | 0 | 13 | 3.4 |
| Smith, Sheldon | 5 | 3 | 27 | 9.0 | 0 | 18 | 5.4 |
| Tannahill, T. | 9 | 2 | 37 | 18.5 | 0 | 21 | 4.1 |
| Bachamp, Cole | 8 | 1 | 2 | 2.0 | 0 | 2 | 0.2 |
| Total..... | 9 | 135 | 1575 | 11.7 | 6 | 64 | 175.0 |
| Opponents..... | 9 | 171 | 2109 | 12.3 | 20 | 72 | 234.3 |

TOTAL OFFENSE

| PLAYER | G | PLAYS | RUSH | PASS | TOTAL | AVG/G |
|-----------------|---|-------|------|------|-------|-------|
| Thomas, Daniel | 9 | 184 | 902 | 50 | 952 | 105.8 |
| Coffman, Carson | 6 | 171 | 64 | 860 | 924 | 154.0 |
| Gregory, Grant | 8 | 163 | 203 | 665 | 868 | 108.5 |
| Valentine, K. | 9 | 50 | 362 | 0 | 362 | 40.2 |
| Childs, Jarell | 9 | 13 | 79 | 0 | 79 | 8.8 |
| Banks, Brandon | 9 | 6 | 49 | 0 | 49 | 5.4 |
| Wilson, Braden | 9 | 3 | 8 | 0 | 8 | 0.9 |
| Hilburn, Adrian | 3 | 1 | 1 | 0 | 1 | 0.3 |
| Doerr, Ryan | 9 | 1 | -3 | 0 | -3 | -0.3 |
| Klein, Collin | 9 | 1 | -8 | 0 | -8 | -0.9 |
| Team | 7 | 9 | -16 | 0 | -16 | -2.3 |
| Total..... | 9 | 602 | 1641 | 1575 | 3216 | 357.3 |
| Opponents..... | 9 | 578 | 969 | 2109 | 3078 | 342.0 |

2009 STATISTICS

OVERALL: 5-4 (HOME: 4-0, ROAD: 0-4, NEUTRAL: 1-0) | BIG 12 CONFERENCE: 3-2 (HOME: 2-0, ROAD: 0-2, NEUTRAL: 1-0)

SCORING

| PLAYER | TD | FGS | PATs | | | | | SAF | PTS |
|------------------|----|------|-------|------|------|------|-----|-----|-----|
| | | | KICK | RUSH | RVCV | PASS | DXP | | |
| Thomas, Daniel | 10 | 0-0 | 0-0 | 0-0 | 0 | 1-1 | 0 | 0 | 60 |
| Cherry, Josh | 0 | 6-11 | 25-28 | 0-0 | 0 | 0-0 | 0 | 0 | 43 |
| Valentine, K. | 6 | 0-0 | 0-0 | 0-0 | 0 | 0-0 | 0 | 0 | 36 |
| Banks, Brandon | 5 | 0-0 | 0-0 | 0-0 | 0 | 0-0 | 0 | 0 | 30 |
| Gregory, Grant | 3 | 0-0 | 0-0 | 0-0 | 0 | 0-0 | 0 | 0 | 18 |
| Snipes, Attrail | 2 | 0-0 | 0-0 | 0-0 | 0 | 0-0 | 0 | 0 | 12 |
| Coffman, Carson | 2 | 0-0 | 0-0 | 0-0 | 0 | 0-0 | 0 | 0 | 12 |
| Mastrud, Jeron | 1 | 0-0 | 0-0 | 0-0 | 1 | 0-0 | 0 | 0 | 8 |
| Klein, Collin | 1 | 0-0 | 0-0 | 0-0 | 0 | 0-0 | 0 | 0 | 6 |
| Brown, Lamark | 1 | 0-0 | 0-0 | 0-0 | 0 | 0-0 | 0 | 0 | 6 |
| Fitzgerald, Jeff | 1 | 0-0 | 0-0 | 0-0 | 0 | 0-0 | 0 | 0 | 6 |
| Klimek, Brandon | 0 | 1-1 | 2-2 | 0-0 | 0 | 0-0 | 0 | 0 | 5 |
| Team | 0 | 0-0 | 0-0 | 0-0 | 0 | 0-0 | 0 | 1 | 2 |
| Doerr, Ryan | 0 | 0-0 | 0-0 | 0-0 | 0 | 0-1 | 0 | 0 | 0 |
| Total..... | 32 | 7-12 | 27-30 | 0-0 | 1 | 1-2 | 0 | 1 | 244 |
| Opponents..... | 28 | 7-8 | 26-28 | 0-0 | 0 | 0-0 | 0 | 0 | 215 |

PUNT RETURNS

| PLAYER | NO | YDS | AVG | TD | LONG |
|----------------|----|-----|------|----|------|
| Banks, Brandon | 13 | 121 | 9.3 | 0 | 26 |
| Hartman, Tysyn | 8 | 105 | 13.1 | 0 | 24 |
| Total..... | 21 | 226 | 10.8 | 0 | 26 |
| Opponents..... | 12 | 66 | 5.5 | 1 | 26 |

KICKOFF RETURNS

| PLAYER | NO | YDS | AVG | TD | LONG |
|----------------|----|------|------|----|------|
| Banks, Brandon | 30 | 953 | 31.8 | 4 | 98 |
| Valentine, K. | 6 | 118 | 19.7 | 0 | 30 |
| Sekona, Hansen | 2 | 14 | 7.0 | 0 | 8 |
| Thomas, Daniel | 1 | 25 | 25.0 | 0 | 25 |
| Total..... | 39 | 1110 | 28.5 | 4 | 98 |
| Opponents..... | 40 | 793 | 19.8 | 0 | 35 |

INTERCEPTIONS

| PLAYER | NO | YDS | AVG | TD | LONG |
|------------------|----|-----|------|----|------|
| Hartman, Tysyn | 4 | 12 | 3.0 | 0 | 12 |
| Moore, Joshua | 2 | 22 | 11.0 | 0 | 22 |
| Lamur, Emmanuel | 2 | 0 | 0.0 | 0 | 0 |
| Houlik, John | 1 | 7 | 7.0 | 0 | 7 |
| Miller, Torell | 1 | 0 | 0.0 | 0 | 0 |
| Fitzgerald, Jeff | 1 | 17 | 17.0 | 1 | 17 |
| Total..... | 11 | 58 | 5.3 | 1 | 22 |
| Opponents..... | 6 | 67 | 11.2 | 0 | 45 |

FUMBLE RETURNS

| PLAYER | NO | YDS | AVG | TD | LONG |
|----------------|----|-----|-----|----|------|
| Total..... | 0 | 0 | 0.0 | 0 | 0 |
| Opponents..... | 1 | 8 | 8.0 | 0 | 8 |

ALL-PURPOSE YARDAGE

| PLAYER | G | RUSH | REC | PR | KOR | IR | TOT | AVG/G |
|------------------|---|------|------|-----|------|----|------|-------|
| Banks, Brandon | 9 | 49 | 524 | 121 | 953 | 0 | 1647 | 183.0 |
| Thomas, Daniel | 9 | 902 | 205 | 0 | 25 | 0 | 1132 | 125.8 |
| Valentine, K. | 9 | 362 | 5 | 0 | 118 | 0 | 485 | 53.9 |
| Snipes, Attrail | 9 | 0 | 339 | 0 | 0 | 0 | 339 | 37.7 |
| Mastrud, Jeron | 9 | 0 | 215 | 0 | 0 | 0 | 215 | 23.9 |
| Gregory, Grant | 8 | 203 | 0 | 0 | 0 | 0 | 203 | 25.4 |
| Brown, Lamark | 9 | 0 | 128 | 0 | 0 | 0 | 128 | 14.2 |
| Hartman, Tysyn | 9 | 0 | 0 | 105 | 0 | 12 | 117 | 13.0 |
| Childs, Jarell | 9 | 79 | 0 | 0 | 0 | 0 | 79 | 8.8 |
| Coffman, Carson | 6 | 64 | 0 | 0 | 0 | 0 | 64 | 10.7 |
| Wilson, Braden | 9 | 8 | 33 | 0 | 0 | 0 | 41 | 4.6 |
| Tannahill, T. | 9 | 0 | 37 | 0 | 0 | 0 | 37 | 4.1 |
| Vignery, Brice | 8 | 0 | 27 | 0 | 0 | 0 | 27 | 3.4 |
| Smith, Sheldon | 5 | 0 | 27 | 0 | 0 | 0 | 27 | 5.4 |
| Klein, Collin | 9 | -8 | 33 | 0 | 0 | 0 | 25 | 2.8 |
| Moore, Joshua | 9 | 0 | 0 | 0 | 0 | 22 | 22 | 2.4 |
| Fitzgerald, Jeff | 9 | 0 | 0 | 0 | 0 | 17 | 17 | 1.9 |
| Sekona, Hansen | 9 | 0 | 0 | 0 | 14 | 0 | 14 | 1.6 |
| Houlik, John | 9 | 0 | 0 | 0 | 0 | 7 | 7 | 0.8 |
| Bachamp, Cole | 8 | 0 | 2 | 0 | 0 | 0 | 2 | 0.2 |
| Hilburn, Adrian | 3 | 1 | 0 | 0 | 0 | 0 | 1 | 0.3 |
| Doerr, Ryan | 9 | -3 | 0 | 0 | 0 | 0 | -3 | -0.3 |
| Team | 7 | -16 | 0 | 0 | 0 | 0 | -16 | -2.3 |
| Total..... | 9 | 1641 | 1575 | 226 | 1110 | 58 | 4610 | 512.2 |
| Opponents..... | 9 | 969 | 2109 | 66 | 793 | 67 | 4004 | 444.9 |

PUNTING

| PLAYER | NO | YDS | AVG | LONG | TB | FC | I20 | BLKD |
|----------------|----|------|------|------|----|----|-----|------|
| Doerr, Ryan | 32 | 1294 | 40.4 | 53 | 2 | 7 | 9 | 1 |
| Fulhage, D.J. | 12 | 413 | 34.4 | 47 | 3 | 5 | 9 | 0 |
| Team | 1 | 0 | 0.0 | 0 | 0 | 0 | 0 | 0 |
| Total..... | 45 | 1707 | 37.9 | 53 | 5 | 12 | 18 | 1 |
| Opponents..... | 50 | 2018 | 40.4 | 61 | 1 | 14 | 11 | 1 |

FIELD GOALS

| PLAYER | FGM-FGA | PCT | 01-19 | 20-29 | 30-39 | 40-49 | 50+ | LG | BLK |
|-----------------|---------|-------|-------|-------|-------|-------|-----|----|-----|
| Cherry, Josh | 6-11 | 54.5 | 0-0 | 4-5 | 2-4 | 0-2 | 0-0 | 39 | 0 |
| Klimek, Brandon | 1-1 | 100.0 | 0-0 | 0-0 | 0-0 | 1-1 | 0-0 | 46 | 0 |

FIELD GOAL SEQUENCE

| GAME | KANSAS STATE | OPPONENTS |
|----------------|--------------|------------------|
| UMASS | 38 | (35), 43 |
| Louisiana | 24, 47 | (48) |
| UCLA | (26), 40 | (39), (35), (40) |
| Tennessee Tech | 36 | - |
| Iowa State | (39) | (32) |
| Texas Tech | - | (20) |
| Texas A&M | (23), (46) | - |
| Colorado | (25), (27) | - |
| Oklahoma | (31) | - |

() - Made

KICKOFFS

| PLAYER | NO | YDS | AVG | TB | OB | RETN | NET | YDLN |
|----------------|----|------|------|----|----|------|------|------|
| Cherry, Josh | 47 | 2925 | 62.2 | 5 | 2 | | | |
| Doerr, Ryan | 1 | 65 | 65.0 | 0 | 0 | | | |
| Total..... | 48 | 2990 | 62.3 | 5 | 2 | 793 | 43.7 | 26 |
| Opponents..... | 43 | 2666 | 62.0 | 2 | 1 | 1110 | 35.3 | 34 |

2009 STATISTICS

OVERALL: 5-4 (HOME: 4-0, ROAD: 0-4, NEUTRAL: 1-0) | BIG 12 CONFERENCE: 3-2 (HOME: 2-0, ROAD: 0-2, NEUTRAL: 1-0)

DEFENSIVE STATISTICS

| PLAYER | GP | SOLO | AST | TOTAL | TFL/YDS | SACKS | INT-YDS | PBU | QBH | FR | FF | BLK | SAF |
|------------------|----|------|-----|-------|----------|--------|---------|-----|-----|------|----|-----|-----|
| Lamur, Emmanuel | 9 | 28 | 18 | 46 | 1.0-1 | . | 2-0 | 1 | . | 1-0 | . | 2 | . |
| Hartman, Tysyn | 9 | 28 | 15 | 43 | . | . | 4-12 | 6 | . | 1-0 | 1 | . | . |
| Moore, Joshua | 9 | 30 | 11 | 41 | 2.0-8 | 0.5-5 | 2-22 | 9 | . | . | 1 | . | . |
| Houlik, John | 9 | 25 | 11 | 36 | 5.5-23 | 1.0-9 | 1-7 | 2 | . | 1-0 | 1 | . | . |
| Butler, Troy | 9 | 24 | 11 | 35 | 2.0-7 | . | . | 2 | . | 1-0 | . | . | . |
| Hrebec, Alex | 8 | 19 | 13 | 32 | 4.0-11 | . | . | 1 | . | . | . | . | . |
| Pomele, Ulla | 7 | 23 | 9 | 32 | 2.0-13 | 1.0-12 | . | . | . | 1-0 | . | . | . |
| Fitzgerald, Jeff | 9 | 16 | 12 | 28 | 8.5-57 | 6.0-53 | 1-17 | 2 | . | 2-0 | 2 | . | . |
| Garrett, David | 9 | 16 | 10 | 26 | . | . | . | . | . | . | 1 | . | . |
| Rohleder, Kevin | 9 | 18 | 6 | 24 | . | . | . | . | . | . | . | . | . |
| Calvin, Daniel | 9 | 13 | 9 | 22 | 3.0-15 | 1.0-9 | . | 1 | . | . | . | . | . |
| Guidry, Raphael | 9 | 10 | 8 | 18 | 1.5-9 | 0.5-7 | . | . | . | 1-0 | . | . | . |
| Felder, Antonio | 9 | 12 | 6 | 18 | 4.0-19 | 2.0-12 | . | 1 | 1 | . | . | . | . |
| Harrison, Step. | 8 | 12 | 5 | 17 | . | . | . | 8 | . | . | . | . | . |
| Herdon, Court. | 9 | 10 | 1 | 11 | 2.5-19 | 1.5-15 | . | 2 | . | . | . | . | . |
| Kassanavoid, J. | 9 | 5 | 4 | 9 | . | . | . | . | . | 1-0 | 1 | . | . |
| Sekona, Hansen | 9 | 4 | 4 | 8 | 0.5-1 | . | . | . | . | . | . | . | . |
| Abana, Michael | 9 | 3 | 5 | 8 | 2.0-3 | 0.5-1 | . | . | . | . | . | . | . |
| Brown, Lamark | 9 | 6 | 1 | 7 | . | . | . | . | . | . | . | . | . |
| McClellan, Billy | 8 | 5 | 2 | 7 | . | . | . | 1 | . | . | . | . | . |
| Thomas, Darius | 6 | 5 | 2 | 7 | . | . | . | 1 | . | . | . | . | . |
| Valentine, Grant | 3 | 4 | 2 | 6 | 1.0-1 | . | . | . | . | . | . | . | . |
| Stryker, Adrian | 5 | 4 | 1 | 5 | . | . | . | . | . | . | . | . | . |
| Brown, Prizell | 8 | 3 | 2 | 5 | 0.5-6 | 0.5-6 | . | . | . | . | . | . | . |
| Dold, Logan | 7 | 1 | 4 | 5 | . | . | . | . | . | . | . | . | . |
| Miller, Torell | 2 | 4 | . | 4 | . | . | 1-0 | . | . | . | . | . | . |
| Childs, Eric | 9 | 2 | 2 | 4 | 0.5-2 | 0.5-2 | . | . | . | . | . | . | . |
| Ferguson, Thomas | 8 | 2 | 2 | 4 | . | . | . | . | . | . | . | . | . |
| Slaughter, Blake | 7 | 3 | . | 3 | . | . | . | . | . | . | . | . | . |
| Wykes, Matt | 6 | 2 | 1 | 3 | . | . | . | . | . | . | . | . | . |
| Thomas, Daniel | 9 | 2 | . | 2 | . | . | . | . | . | . | . | . | . |
| Sweeney, T. | 2 | 2 | . | 2 | . | . | . | . | . | . | . | . | . |
| Snipes, Attrail | 9 | 2 | . | 2 | . | . | . | . | . | . | . | . | . |
| Cherry, Josh | 9 | 1 | 1 | 2 | . | . | . | . | . | . | . | . | . |
| Berard, Josh | 6 | . | 2 | 2 | 1.0-5 | 1.0-5 | . | . | . | . | . | . | . |
| Team | 7 | 1 | . | 1 | 1.0-1 | . | . | . | . | . | . | . | 1 |
| Kirk, Payton | 5 | . | 1 | 1 | . | . | . | . | . | . | . | . | . |
| Adams, Corey | 9 | 1 | . | 1 | . | . | . | . | . | 1-0 | . | . | . |
| Wilson, Braden | 9 | 1 | . | 1 | . | . | . | . | . | . | . | . | . |
| Powell, William | 4 | . | 1 | 1 | . | . | . | . | . | . | . | . | . |
| Sobieraj, Dusti | 2 | . | 1 | 1 | 0.5-2 | . | . | . | . | . | . | . | . |
| Carney, Chris | 7 | . | 1 | 1 | . | . | . | 1 | . | . | . | 1 | . |
| Harold, Brandon | 1 | 1 | . | 1 | 1.0-1 | . | . | . | 1 | . | . | . | . |
| Banks, Brandon | 9 | 1 | . | 1 | . | . | . | . | . | . | . | . | . |
| Total..... | 9 | 349 | 184 | 533 | 44-204 | 16-136 | 11-58 | 38 | 2 | 10-0 | 7 | 3 | 1 |
| Opponents..... | 9 | 406 | 228 | 634 | 53.0-239 | 19-153 | 6-67 | 25 | 4 | 7-8 | 7 | 3 | . |

2009 STATISTICS

OVERALL: 5-4 (HOME: 4-0, ROAD: 0-4, NEUTRAL: 1-0) | BIG 12 CONFERENCE: 3-2 (HOME: 2-0, ROAD: 0-2, NEUTRAL: 1-0)

GAME-BY-GAME TACKLES (UT-AT)

| PLAYER | UT-AT-TT | UM | UL | UCLA | TNT | ISU | TT | TAM | CU | OU | KU | MU | NU |
|---------------------|----------|-------|-------|-------|--------|--------|-------|-------|-------|-------|----|----|----|
| Lamur, Emmanuel | 28-18-46 | 3-2-5 | 4-2-6 | 5-0-5 | 1-1-2 | 1-6-7 | 4-1-5 | 4-2-6 | 4-1-5 | 2-3-5 | | | |
| Hartman, Tysyn | 28-15-43 | 3-3-6 | 6-1-7 | 2-3-5 | 2-1-3 | 2-3-5 | 2-0-2 | 3-1-4 | 5-0-5 | 3-3-6 | | | |
| Moore, Joshua | 30-11-41 | 2-1-3 | 4-2-6 | 5-0-5 | 1-0-1 | 4-3-7 | 5-0-5 | 2-2-4 | 4-2-6 | 3-1-4 | | | |
| Houlik, John | 25-11-36 | 4-0-4 | 3-2-5 | 2-1-3 | 0-1-1 | 3-3-6 | 2-0-2 | 4-1-5 | 5-1-6 | 2-2-4 | | | |
| Butler, Troy | 24-11-35 | 0-2-2 | 4-0-4 | 3-0-3 | 1-0-1 | 1-3-4 | 7-0-7 | 1-1-2 | 3-0-3 | 4-5-9 | | | |
| Hrebec, Alex | 19-13-32 | 1-3-4 | 0-0-0 | 0-0-0 | 6-4-10 | 5-6-11 | 4-0-4 | 0-0-0 | 0-0-0 | 3-0-3 | | | |
| Pomele, Ulla | 23-9-32 | 0-3-3 | 5-2-7 | 6-1-7 | 0-0-0 | 0-0-0 | 3-0-3 | 3-0-3 | 5-2-7 | 1-1-2 | | | |
| Fitzgerald, Jeffrey | 16-12-28 | 1-2-3 | 0-3-3 | 1-0-1 | 0-0-0 | 0-0-0 | 3-0-3 | 4-1-5 | 2-1-3 | 2-1-3 | | | |
| Garrett, David | 16-10-26 | 2-2-4 | 1-1-2 | 5-2-7 | 0-2-2 | 3-0-3 | 4-2-6 | 1-0-1 | 0-0-0 | 0-1-1 | | | |
| Rohleder, Kevin | 18-6-24 | 1-2-3 | 0-0-0 | 1-0-1 | 3-1-4 | 0-0-0 | 3-0-3 | 3-1-4 | 1-1-2 | 3-2-5 | | | |
| Calvin, Daniel | 13-9-22 | 0-1-1 | 3-0-3 | 0-0-0 | 2-1-3 | 2-4-6 | 0-1-1 | 1-1-2 | 2-0-2 | 3-1-4 | | | |
| Guidry, Raphael | 10-8-18 | 1-5-6 | 1-0-1 | 5-0-5 | 0-1-1 | 2-1-3 | 1-1-2 | 0-0-0 | 0-0-0 | 1-0-1 | | | |
| Felder, Antonio | 12-6-18 | 0-0-0 | 0-0-0 | 2-1-3 | 2-0-2 | 2-0-2 | 3-0-3 | 0-1-1 | 1-1-2 | 2-3-5 | | | |
| Harrison, Stephen | 12-5-17 | 0-0-0 | 0-0-0 | 0-1-1 | 2-1-3 | 3-2-5 | 2-0-2 | 3-1-4 | 1-0-1 | 1-0-1 | | | |
| Herndon, Courtney | 10-1-11 | 0-0-0 | 1-0-1 | 0-0-0 | 1-1-2 | 0-0-0 | 3-0-3 | 2-0-2 | 2-0-2 | 1-0-1 | | | |
| Kassanavoid, Joseph | 5-4-9 | 0-0-0 | 0-0-0 | 1-0-1 | 1-0-1 | 1-0-1 | 1-0-1 | 1-3-4 | 0-0-0 | 0-1-1 | | | |
| Sekona, Hansen | 4-4-8 | 0-0-0 | 1-2-3 | 1-0-1 | 2-2-4 | 0-0-0 | 0-0-0 | 0-0-0 | 0-0-0 | 0-0-0 | | | |
| Abana, Chidubamu | 3-5-8 | 0-0-0 | 0-1-1 | 0-1-1 | 0-0-0 | 2-1-3 | 0-0-0 | 1-1-2 | 0-0-0 | 0-1-1 | | | |
| Brown, Lamark | 6-1-7 | 1-0-1 | 0-0-0 | 0-0-0 | 2-0-2 | 1-0-1 | 0-0-0 | 0-0-0 | 2-0-2 | 0-1-1 | | | |
| McClellan, Billy | 5-2-7 | 0-0-0 | 1-0-1 | 2-0-2 | 1-1-2 | 0-0-0 | 0-0-0 | 0-0-0 | 0-0-0 | 1-1-2 | | | |
| Thomas, Darius | 5-2-7 | 0-0-0 | 0-0-0 | 0-0-0 | 0-0-0 | 0-0-0 | 0-0-0 | 1-0-1 | 0-0-0 | 4-2-6 | | | |
| Valentine, Grant | 4-2-6 | 2-2-4 | 0-0-0 | 2-0-2 | 0-0-0 | 0-0-0 | 0-0-0 | 0-0-0 | 0-0-0 | 0-0-0 | | | |
| Stryker, Adrian | 4-1-5 | 0-0-0 | 0-0-0 | 0-0-0 | 1-0-1 | 2-0-2 | 0-0-0 | 0-1-1 | 1-0-1 | 0-0-0 | | | |
| Brown, Prizell | 3-2-5 | 0-0-0 | 0-0-0 | 0-1-1 | 0-0-0 | 0-0-0 | 0-0-0 | 0-0-0 | 1-1-2 | 2-0-2 | | | |
| Dold, Logan | 1-4-5 | 0-2-2 | 0-0-0 | 0-0-0 | 0-0-0 | 0-0-0 | 0-0-0 | 0-2-2 | 1-0-1 | 0-0-0 | | | |
| Miller, Torell | 4-0-4 | 0-0-0 | 0-0-0 | 0-0-0 | 0-0-0 | 0-0-0 | 4-0-4 | 0-0-0 | 0-0-0 | 0-0-0 | | | |
| Childs, Eric | 2-2-4 | 1-0-1 | 0-0-0 | 0-0-0 | 0-0-0 | 0-0-0 | 0-0-0 | 0-1-1 | 0-0-0 | 1-1-2 | | | |
| Ferguson, Thomas | 2-2-4 | 1-0-1 | 0-0-0 | 0-0-0 | 0-0-0 | 0-1-1 | 0-0-0 | 1-0-1 | 0-0-0 | 0-1-1 | | | |
| Slaughter, Blake | 3-0-3 | 0-0-0 | 1-0-1 | 1-0-1 | 0-0-0 | 0-0-0 | 0-0-0 | 1-0-1 | 0-0-0 | 0-0-0 | | | |

GAME-BY-GAME TACKLES FOR LOSS (TFL-YDS)

| PLAYER | TFL-YDS | UM | UL | UCLA | TNT | ISU | TT | TAM | CU | OU | KU | MU | NU |
|---------------------|---------|-------|-------|-------|--------|-------|-------|--------|--------|-------|----|----|----|
| Fitzgerald, Jeffrey | 8.5-57 | 1.0-9 | 0.5-0 | 0.0-0 | 0.0-0 | 1.0-3 | 1.0-8 | 2.5-30 | 1.5-6 | 0.0-0 | | | |
| Houlik, John | 5.5-23 | 1.0-3 | 0.0-0 | 0.0-0 | 0.0-0 | 0.0-0 | 0.0-0 | 3.5-14 | 0.0-0 | 1.0-6 | | | |
| Felder, Antonio | 4.0-19 | 0.0-0 | 0.0-0 | 1.0-0 | 1.0-11 | 0.0-0 | 2.0-7 | 0.0-0 | 0.0-0 | 0.0-0 | | | |
| Hrebec, Alex | 4.0-11 | 0.0-0 | 0.0-0 | 0.0-0 | 3.0-8 | 0.0-0 | 0.0-0 | 0.0-0 | 0.0-0 | 1.0-3 | | | |
| Calvin, Daniel | 3.0-15 | 0.0-0 | 0.0-0 | 0.0-0 | 1.0-3 | 1.0-3 | 0.0-0 | 1.0-9 | 0.0-0 | 0.0-0 | | | |
| Herndon, Courtney | 2.5-19 | 0.0-0 | 0.0-0 | 0.0-0 | 1.5-15 | 0.0-0 | 1.0-4 | 0.0-0 | 0.0-0 | 0.0-0 | | | |
| Pomele, Ulla | 2.0-13 | 0.0-0 | 0.0-0 | 1.0-1 | 0.0-0 | 0.0-0 | 0.0-0 | 0.0-0 | 1.0-12 | 0.0-0 | | | |
| Moore, Joshua | 2.0-8 | 0.0-0 | 0.0-0 | 0.0-0 | 0.0-0 | 0.0-0 | 0.0-0 | 1.5-3 | 0.5-5 | 0.0-0 | | | |
| Butler, Troy | 2.0-7 | 0.0-0 | 0.0-0 | 0.0-0 | 0.0-0 | 0.0-0 | 1.0-1 | 0.0-0 | 1.0-6 | 0.0-0 | | | |
| Abana, Chidubamu | 2.0-3 | 0.0-0 | 0.5-1 | 0.0-0 | 0.0-0 | 0.0-0 | 0.0-0 | 1.5-3 | 0.0-0 | 0.0-0 | | | |
| Guidry, Raphael | 1.5-9 | 0.0-0 | 0.0-0 | 1.0-2 | 0.5-7 | 0.0-0 | 0.0-0 | 0.0-0 | 0.0-0 | 0.0-0 | | | |
| Berrard, Josh | 1.0-5 | 0.0-0 | 0.0-0 | 0.0-0 | 0.0-0 | 0.0-0 | 0.0-0 | 0.5-2 | 0.5-3 | 0.0-0 | | | |
| Harold, Brandon | 1.0-1 | 0.0-0 | 0.0-0 | 0.0-0 | 0.0-0 | 0.0-0 | 1.0-1 | 0.0-0 | 0.0-0 | 0.0-0 | | | |
| Lamur, Emmanuel | 1.0-1 | 0.0-0 | 0.0-0 | 0.0-0 | 0.0-0 | 0.0-0 | 0.0-0 | 1.0-1 | 0.0-0 | 0.0-0 | | | |
| Valentine, Grant | 1.0-1 | 0.0-0 | 0.0-0 | 1.0-1 | 0.0-0 | 0.0-0 | 0.0-0 | 0.0-0 | 0.0-0 | 0.0-0 | | | |
| Childs, Eric | 0.5-2 | 0.0-0 | 0.0-0 | 0.0-0 | 0.0-0 | 0.0-0 | 0.0-0 | 0.5-2 | 0.0-0 | 0.0-0 | | | |
| Sekona, Hansen | 0.5-1 | 0.0-0 | 0.0-0 | 0.0-0 | 0.5-1 | 0.0-0 | 0.0-0 | 0.0-0 | 0.0-0 | 0.0-0 | | | |

GAME-BY-GAME SACKS (SACKS-YDS)

| PLAYER | SKS-YDS | UM | UL | UCLA | TNT | ISU | TT | TAM | CU | OU | KU | MU | NU |
|---------------------|---------|-------|-------|-------|--------|-------|-------|--------|--------|-------|----|----|----|
| Fitzgerald, Jeffrey | 6.0-51 | 1.0-9 | 0.0-0 | 0.0-0 | 0.0-0 | 0.0-0 | 1.0-8 | 2.5-30 | 1.5-6 | 0.0-0 | | | |
| Felder, Antonio | 2.0-12 | 0.0-0 | 0.0-0 | 0.0-0 | 1.0-11 | 0.0-0 | 1.0-1 | 0.0-0 | 0.0-0 | 0.0-0 | | | |
| Herndon, Courtney | 1.5-15 | 0.0-0 | 0.0-0 | 0.0-0 | 1.5-15 | 0.0-0 | 0.0-0 | 0.0-0 | 0.0-0 | 0.0-0 | | | |
| Pomele, Ulla | 1.0-12 | 0.0-0 | 0.0-0 | 0.0-0 | 0.0-0 | 0.0-0 | 0.0-0 | 0.0-0 | 1.0-12 | 0.0-0 | | | |
| Calvin, Daniel | 1.0-9 | 0.0-0 | 0.0-0 | 0.0-0 | 0.0-0 | 0.0-0 | 0.0-0 | 1.0-9 | 0.0-0 | 0.0-0 | | | |
| Houlik, John | 1.0-9 | 0.0-0 | 0.0-0 | 0.0-0 | 0.0-0 | 0.0-0 | 0.0-0 | 1.0-9 | 0.0-0 | 0.0-0 | | | |
| Berard, Josh | 1.0-5 | 0.0-0 | 0.0-0 | 0.0-0 | 0.0-0 | 0.0-0 | 0.0-0 | 0.5-2 | 0.5-3 | 0.0-0 | | | |
| Guidry, Raphael | 0.5-7 | 0.0-0 | 0.0-0 | 0.0-0 | 0.5-7 | 0.0-0 | 0.0-0 | 0.0-0 | 0.0-0 | 0.0-0 | | | |
| Brown, Prizell | 0.5-6 | 0.0-0 | 0.0-0 | 0.0-0 | 0.0-0 | 0.0-0 | 0.0-0 | 0.0-0 | 0.5-6 | 0.0-0 | | | |
| Moore, Joshua | 0.5-5 | 0.0-0 | 0.0-0 | 0.0-0 | 0.0-0 | 0.0-0 | 0.0-0 | 0.0-0 | 0.5-5 | 0.0-0 | | | |
| Childs, Eric | 0.5-2 | 0.0-0 | 0.0-0 | 0.0-0 | 0.0-0 | 0.0-0 | 0.0-0 | 0.5-2 | 0.0-0 | 0.0-0 | | | |
| Abana, Chidubamu | 0.5-1 | 0.0-0 | 0.0-0 | 0.0-0 | 0.0-0 | 0.0-0 | 0.0-0 | 0.5-1 | 0.0-0 | 0.0-0 | | | |

2009 STATISTICS

OVERALL: 5-4 (HOME: 4-0, ROAD: 0-4, NEUTRAL: 1-0) | BIG 12 CONFERENCE: 3-2 (HOME: 2-0, ROAD: 0-2, NEUTRAL: 1-0)

GAME-BY-GAME PASSING

| GRANT GREGORY | Att | Comp | Int | Pct | Yards | TD | Long | Sack | Yds | Effic. |
|----------------|-----------|-----------|----------|-------------|------------|----------|-----------|----------|-----------|---------------|
| Massachusetts | 0 | 0 | 0 | 0.0 | 0 | 0 | 0 | 0 | 0 | 0.00 |
| at Louisiana | 4 | 0 | 0 | 0.0 | 0 | 0 | 0 | 0 | 0 | 0.00 |
| at UCLA | - | - | - | - | - | - | - | - | - | - |
| Tennessee Tech | 2 | 2 | 0 | 100.0 | 21 | 0 | 16 | 0 | 0 | 188.20 |
| vs. Iowa State | 23 | 16 | 1 | 69.5 | 206 | 2 | 54 | 1 | 11 | 164.80 |
| at Texas Tech | 8 | 5 | 0 | 62.5 | 37 | 0 | 12 | 3 | 26 | 101.35 |
| Texas A&M | 13 | 10 | 0 | 76.9 | 147 | 1 | 45 | 0 | 0 | 197.29 |
| Colorado | 18 | 9 | 0 | 50.0 | 80 | 0 | 28 | 2 | 17 | 87.33 |
| at Oklahoma | 30 | 19 | 1 | 63.3 | 174 | 0 | 35 | 2 | 10 | 105.39 |
| Kansas | | | | | | | | | | |
| Missouri | | | | | | | | | | |
| at Nebraska | | | | | | | | | | |
| TOTALS | 98 | 61 | 1 | 62.2 | 665 | 3 | 54 | 8 | 64 | 125.27 |

| CARSON COFFMAN | Att | Comp | Int | Pct | Yards | TD | Long | Sack | Yds | Effic. |
|----------------|------------|-----------|----------|-------------|------------|----------|-----------|----------|-----------|---------------|
| Massachusetts | 27 | 14 | 1 | 51.9 | 182 | 2 | 40 | 1 | 13 | 125.51 |
| at Louisiana | 25 | 13 | 1 | 52.0 | 178 | 0 | 36 | 0 | 0 | 103.81 |
| at UCLA | 34 | 20 | 2 | 58.8 | 193 | 0 | 35 | 5 | 55 | 94.74 |
| Tennessee Tech | 9 | 8 | 0 | 88.9 | 131 | 0 | 64 | 1 | 7 | 211.16 |
| vs. Iowa State | - | - | - | - | - | - | - | - | - | - |
| at Texas Tech | 16 | 11 | 0 | 68.7 | 131 | 0 | 52 | 1 | 5 | 137.53 |
| Texas A&M | 6 | 5 | 0 | 83.3 | 45 | 0 | 21 | 1 | 7 | 146.33 |
| Colorado | - | - | - | - | - | - | - | - | - | - |
| at Oklahoma | - | - | - | - | - | - | - | - | - | - |
| Kansas | | | | | | | | | | |
| Missouri | | | | | | | | | | |
| at Nebraska | | | | | | | | | | |
| TOTALS | 117 | 71 | 4 | 60.7 | 860 | 2 | 64 | 9 | 87 | 121.23 |

GAME-BY-GAME RUSHING (NO-YDS/TDs)

| PLAYER | NO-YDS/TDs | UM | UL | UCLA | TNT | ISU | TT | TAM | CU | OU | KU | MU | NU |
|--------------------|------------|----------|----------|---------|----------|---------|---------|---------|----------|---------|----|----|----|
| Thomas, Daniel | 181-902/10 | 23-104/0 | 27-136/1 | 15-54/1 | 26-139/2 | 25-91/0 | 11-49/0 | 18-91/4 | 20-145/1 | 16-88/1 | | | |
| Valentine, Keithen | 50-362/6 | 11-89/0 | 0-0/0 | 1-7/0 | 10-73/1 | 0-0/0 | 8-96/1 | 10-61/2 | 6-21/0 | 4-15/2 | | | |
| Gregory, Grant | 65-203/3 | 4-21/0 | 3-13/0 | 0-0/0 | 9-58/1 | 14-29/1 | 6--24/0 | 9-33/0 | 11-27/1 | 9-57/0 | | | |
| Childs, Jarell | 13-79/0 | 0-0/0 | 0-0/0 | 0-0/0 | 5-26/0 | 0-0/0 | 0-0/0 | 8-53/0 | 0-0/0 | 0-0/0 | | | |
| Coffman, Carson | 54-64/2 | 9-12/1 | 13-50/0 | 20-6/0 | 5-5/1 | 0-0/0 | 3--5/0 | 4--4/0 | 0-0/0 | 0-0/0 | | | |
| Banks, Brandon | 6-49/0 | 0-0/0 | 1-2/0 | 0-0/0 | 1-1/0 | 2-31/0 | 0-0/0 | 0-0/0 | 2-15/0 | 0-0/0 | | | |
| Wilson, Braden | 3-8/0 | 0-0/0 | 0-0/0 | 1-2/0 | 0-0/0 | 0-0/0 | 0-0/0 | 2-6/0 | 0-0/0 | 0-0/0 | | | |
| Hilburn, Adrian | 1-1/0 | 1-0/0 | 0-0/0 | 0-0/0 | 1-1/0 | 0-0/0 | 0-0/0 | 0-0/0 | 0-0/0 | 0-0/0 | | | |

GAME-BY-GAME RECEIVING (NO-YDS/TDs)

| PLAYER | NO-YDS/TDs | UM | UL | UCLA | TNT | ISU | TT | TAM | CU | OU | KU | MU | NU |
|--------------------|------------|--------|--------|--------|--------|--------|--------|--------|--------|---------|----|----|----|
| Banks, Brandon | 42-524/1 | 7-67/0 | 3-33/0 | 6-33/0 | 3-90/0 | 4-66/1 | 1-5/0 | 6-60/0 | 3-14/0 | 9-156/0 | | | |
| Snipes, Attrail | 22-339/2 | 2-52/2 | 3-78/0 | 1-6/0 | 0-0/0 | 1-24/0 | 7-82/0 | 1-11/0 | 2-33/0 | 5-53/0 | | | |
| Thomas, Daniel | 19-205/0 | 1-12/0 | 2-19/0 | 4-61/0 | 0-0/0 | 5-30/0 | 4-50/0 | 1-7/0 | 2-18/0 | 0-0/0 | | | |
| Mastrud, Jeron | 18-215/1 | 3-44/0 | 3-35/1 | 2-20/0 | 3-26/0 | 1-13/0 | 2-6/0 | 2-52/0 | 1-11/0 | 1-8/0 | | | |
| Brown, Lamark | 10-128/1 | 0-0/0 | 2-12/0 | 4-43/0 | 0-0/0 | 3-61/1 | 1-12/0 | 0-0/0 | 0-0/0 | 0-0/0 | | | |
| Valentine, Keithen | 6-5/0 | 1-7/0 | 0-0/0 | 0-0/0 | 0-0/0 | 0-0/0 | 0-0/0 | 0-0/0 | 0-0/0 | 5--2/0 | | | |
| Klein, Collin | 5-33/1 | 0-0/0 | 0-0/0 | 0-0/0 | 1-8/0 | 2-4/0 | 0-0/0 | 2-21/1 | 0-0/0 | 0-0/0 | | | |
| Wilson, Braden | 4-33/0 | 0-0/0 | 0-0/0 | 1-4/0 | 1-7/0 | 0-0/0 | 0-0/0 | 1-18/0 | 1-4/0 | 0-0/0 | | | |
| Vignery, Brice | 3-27/0 | 0-0/0 | 0-0/0 | 2-14/0 | 0-0/0 | 0-0/0 | 1-13/0 | 0-0/0 | 0-0/0 | 0-0/0 | | | |
| Smith, Sheldon | 3-27/0 | 0-0/0 | 1-4/0 | 1-18/0 | 1-5/0 | 0-0/0 | 0-0/0 | 0-0/0 | 0-0/0 | 0-0/0 | | | |
| Tannahill, Travis | 2-37/0 | 0-0/0 | 0-0/0 | 0-0/0 | 1-16/0 | 0-0/0 | 0-0/0 | 1-21/0 | 0-0/0 | 0-0/0 | | | |
| Bachamp, Cole | 1-2/0 | 0-0/0 | 0-0/0 | 0-0/0 | 0-0/0 | 0-0/0 | 0-0/0 | 1-2/0 | 0-0/0 | 0-0/0 | | | |

2009 STATISTICS

OVERALL: 5-4 (HOME: 4-0, ROAD: 0-4, NEUTRAL: 1-0) | BIG 12 CONFERENCE: 3-2 (HOME: 2-0, ROAD: 0-2, NEUTRAL: 1-0)

GAME-BY-GAME SUMMARIES

| GAME | Final Score | Score By Quarter | | | | First Downs | | | | Rushing | | | Passing | | | Total Offense | | Punting | Fumbles | Penalty | Third Downs | Total ToP |
|------------|-------------|------------------|----|----|----|-------------|----|----|-----|---------|-----|----|---------|-----|----|---------------|-----|---------|---------|---------|-------------|-----------|
| | | 1 | 2 | 3 | 4 | Ru | Pa | Pn | Tot | Att | Yds | TD | A-C-I | Yds | TD | Att | Yds | No-Avg | No-Lost | No-Yds | | |
| UMass | 17 | 3 | 0 | 7 | 7 | 7 | 5 | 1 | 13 | 26 | 110 | 0 | 34-10-2 | 102 | 1 | 60 | 212 | 9-39.7 | 0-0 | 9-357 | 4-14 | 22:50 |
| K-State | 21 | 0 | 21 | 0 | 0 | 12 | 8 | 4 | 24 | 48 | 225 | 1 | 27-14-1 | 182 | 2 | 75 | 407 | 7-32.0 | 3-2 | 8-71 | 8-17 | 37:10 |
| K-State | 15 | 2 | 0 | 0 | 13 | 9 | 6 | 1 | 16 | 46 | 196 | 1 | 30-14-1 | 181 | 1 | 76 | 377 | 6-40.0 | 2-1 | 8-64 | 3-16 | 36:31 |
| Louisiana | 17 | 0 | 14 | 0 | 3 | 7 | 9 | 0 | 16 | 29 | 102 | 1 | 36-20-1 | 185 | 1 | 65 | 287 | 7-39.1 | 2-2 | 4-39 | 7-15 | 23:29 |
| K-State | 9 | 3 | 0 | 6 | 0 | 10 | 7 | 2 | 19 | 37 | 69 | 1 | 35-21-2 | 199 | 0 | 72 | 268 | 5-40.4 | 2-0 | 4-50 | 3-14 | 34:03 |
| UCLA | 23 | 7 | 6 | 0 | 10 | 8 | 7 | 1 | 16 | 34 | 173 | 1 | 24-13-1 | 186 | 1 | 58 | 359 | 3-46.7 | 1-1 | 8-80 | 3-10 | 25:57 |
| Tenn. Tech | 7 | 7 | 0 | 0 | 0 | 0 | 5 | 4 | 9 | 25 | -19 | 0 | 19-12-1 | 126 | 1 | 44 | 107 | 8-43.5 | 0-0 | 4-30 | 2-11 | 23:52 |
| K-State | 49 | 14 | 7 | 21 | 7 | 19 | 4 | 1 | 24 | 60 | 296 | 5 | 11-10-0 | 152 | 0 | 71 | 448 | 0-0.0 | 1-0 | 10-96 | 5-10 | 36:08 |
| K-State | 24 | 7 | 3 | 0 | 14 | 8 | 4 | 3 | 15 | 42 | 154 | 1 | 23-16-1 | 206 | 2 | 65 | 360 | 5-40.2 | 2-1 | 6-52 | 8-16 | 33:33 |
| Iowa State | 23 | 0 | 10 | 7 | 6 | 9 | 10 | 1 | 20 | 41 | 207 | 1 | 27-13-0 | 164 | 2 | 68 | 371 | 5-43.2 | 2-2 | 5-65 | 6-15 | 26:27 |
| K-State | 14 | 0 | 0 | 7 | 7 | 4 | 5 | 1 | 10 | 28 | 116 | 1 | 24-16-0 | 168 | 0 | 52 | 284 | 7-39.3 | 4-2 | 9-78 | 3-12 | 28:15 |
| Tx. Tech | 66 | 14 | 24 | 14 | 14 | 11 | 21 | 1 | 33 | 26 | 185 | 1 | 49-39-1 | 554 | 8 | 75 | 739 | 7-35.0 | 2-0 | 8-95 | 5-8 | 31:45 |
| Tx. A&M | 14 | 0 | 0 | 14 | 0 | 3 | 13 | 3 | 19 | 23 | -13 | 0 | 45-21-3 | 314 | 2 | 68 | 301 | 8-37.5 | 3-3 | 4-46 | 4-14 | 22:52 |
| K-State | 62 | 17 | 21 | 21 | 3 | 14 | 8 | 2 | 24 | 52 | 232 | 6 | 19-15-0 | 192 | 1 | 71 | 424 | 5-40.0 | 2-0 | 7-54 | 4-13 | 37:08 |
| Colorado | 6 | 6 | 0 | 0 | 0 | 4 | 10 | 1 | 15 | 31 | 60 | 1 | 37-17-2 | 184 | 0 | 68 | 244 | 7-37.4 | 3-2 | 8-69 | 5-16 | 25:43 |
| K-State | 20 | 3 | 17 | 0 | 0 | 8 | 4 | 2 | 14 | 42 | 204 | 2 | 18-9-0 | 80 | 0 | 60 | 284 | 7-33.4 | 1-1 | 9-69 | 2-11 | 34:17 |
| K-State | 30 | 0 | 9 | 14 | 7 | 8 | 11 | 1 | 20 | 29 | 149 | 3 | 31-20-1 | 215 | 0 | 60 | 364 | 3-43.7 | 0-0 | 8-42 | 7-14 | 31:30 |
| Oklahoma | 42 | 21 | 7 | 0 | 14 | 8 | 13 | 2 | 23 | 35 | 164 | 2 | 37-26-0 | 294 | 4 | 72 | 458 | 2-43.0 | 0-0 | 9-91 | 10-13 | 28:30 |
| Kansas | | | | | | | | | | | | | | | | | | | | | | |
| K-State | | | | | | | | | | | | | | | | | | | | | | |
| Missouri | | | | | | | | | | | | | | | | | | | | | | |
| K-State | | | | | | | | | | | | | | | | | | | | | | |
| K-State | | | | | | | | | | | | | | | | | | | | | | |
| Nebraska | | | | | | | | | | | | | | | | | | | | | | |

AVERAGE STARTING FIELD POSITION

| | Total Drives | Total Yd. Line | Average Field Pos. | Started in Opp. | Total Scores | TD | FG | MFG | Punts | Downs | To | Clock | Total Points |
|-----------|--------------|----------------|--------------------|-----------------|--------------|----|----|-----|-------|-------|----|-------|--------------|
| Total | 112 | 3732 | KS 35 | 24 | 39 | 32 | 7 | 4 | 42 | 7 | 13 | 8 | 244 |
| Opponents | 116 | 3018 | Own 26 | 7 | 34 | 27 | 7 | 1 | 47 | 2 | 21 | 9 | 215 |

GAME-BY-GAME OFFENSIVE STARTERS

| OPPONENT | WR | LT | LG | C | RG | RT | TE | QB | WR | TB | WR |
|----------------|-------------|----------|---------|---------|----------|--------|---------|---------|-------------|--------|--------|
| Massachusetts | Brown | Stringer | Kendall | Viers | Weibert | Aufner | Mastrud | Coffman | Banks | Thomas | Snipes |
| at Louisiana | Brown | Stringer | Kendall | Weibert | Freeze | Aufner | Mastrud | Coffman | Smith | Thomas | Snipes |
| at UCLA | Brown | Stringer | Kendall | Weibert | Mayfield | Aufner | Mastrud | Coffman | Banks | Thomas | Snipes |
| Tennessee Tech | Brown | Stringer | Kendall | Weibert | Mayfield | Aufner | Mastrud | Coffman | Klein | Thomas | Snipes |
| vs. Iowa State | Klein | Stringer | Kendall | Weibert | Mayfield | Aufner | Mastrud | Gregory | Wilson (fb) | Thomas | Snipes |
| at Texas Tech | Brown | Stringer | Kendall | Weibert | Mayfield | Aufner | Mastrud | Gregory | Banks | Thomas | Snipes |
| Texas A&M | Brown | Stringer | Kendall | Weibert | Mayfield | Aufner | Mastrud | Gregory | Banks | Thomas | Snipes |
| Colorado | Wilson (fb) | Stringer | Kendall | Weibert | Mayfield | Aufner | Mastrud | Gregory | Banks | Thomas | Snipes |
| at Oklahoma | Wilson (fb) | Stringer | Kendall | Weibert | Mayfield | Aufner | Mastrud | Gregory | Banks | Thomas | Snipes |
| Kansas | | | | | | | | | | | |
| Missouri | | | | | | | | | | | |
| at Nebraska | | | | | | | | | | | |

GAME-BY-GAME DEFENSIVE STARTERS

| OPPONENT | LE | DT | DT | RE | LB | LB | LB | CB | S | FS | CB |
|----------------|---------------|------------|--------|-------------|--------|--------|-------------|----------|-------|---------|-------|
| Massachusetts | Valentine, G. | Fitzgerald | Guidry | Childs | Hrebec | Houlik | Butler | Garrett | Lamur | Hartman | Moore |
| at Louisiana | Fitzgerald | Calvin | Guidry | Sekona | Pomele | Houlik | Butler | Garrett | Lamur | Hartman | Moore |
| at UCLA | Fitzgerald | Calvin | Guidry | Sekona | Pomele | Houlik | Butler | Garrett | Lamur | Hartman | Moore |
| Tennessee Tech | Fitzgerald | Calvin | Guidry | Felder | Hrebec | Houlik | Butler (db) | Garrett | Lamur | Hartman | Moore |
| vs. Iowa State | Fitzgerald | Calvin | Guidry | Felder | Hrebec | Houlik | Butler (db) | Harrison | Lamur | Hartman | Moore |
| at Texas Tech | Fitzgerald | Calvin | Guidry | Thomas (db) | Hrebec | Houlik | Butler (db) | Harrison | Lamur | Hartman | Moore |
| Texas A&M | Fitzgerald | Calvin | Brown | Felder | Pomele | Houlik | Butler (db) | Harrison | Lamur | Hartman | Moore |
| Colorado | Fitzgerald | Calvin | Brown | Felder | Pomele | Houlik | Butler (db) | Harrison | Lamur | Hartman | Moore |
| at Oklahoma | Fitzgerald | Calvin | Brown | Felder | Pomele | Houlik | Butler (db) | Thomas | Lamur | Hartman | Moore |
| Kansas | | | | | | | | | | | |
| Missouri | | | | | | | | | | | |
| at Nebraska | | | | | | | | | | | |

SCORING DRIVES - KANSAS STATE

| OPPONENT | No. of Plays | Total Yards | Drive Time | Type of Score | Score Time/Qtr | Drive Start | Scoring Play |
|----------------|--------------|-------------|------------|---------------|----------------|-------------|--------------------------------|
| Massachusetts | 8 | 76 | 4:02 | TD | 2nd/14:20 | KS 24 | Coffman 1 yd run |
| Massachusetts | 5 | 74 | 2:53 | TD | 2nd/5:34 | KS 26 | Snipes 40 yd pass from Coffman |
| Massachusetts | 2 | 40 | 0:24 | TD | 2nd/0:03 | UM 40 | Snipes 12 yd pass from Coffman |
| Louisiana | -- | -- | -- | SAF | 1st/2:43 | -- | Team Safety |
| Louisiana | 11 | 67 | 4:36 | TD | 4th/14:56 | KS 33 | Mastrud 3 yd pass from Thomas |
| Louisiana | 11 | 86 | 5:48 | TD | 4th/8:08 | KS 28 | Thomas 3 yd run |
| UCLA | 8 | 63 | 3:06 | FG | 1st/2:03 | KS 28 | Cherry 26 yd field goal |
| UCLA | 14 | 80 | 7:51 | TD | 3rd/5:14 | KS 20 | Thomas 3 yd run |
| Tennessee Tech | 16 | 58 | 7:11 | TD | 1st/5:35 | KS42 | Thomas 1 yd run |
| Tennessee Tech | -- | 91 | -- | TD | 1st/2:28 | -- | Banks 91 yd kickoff return |
| Tennessee Tech | 8 | 93 | 3:44 | TD | 2nd/2:34 | KS7 | Carson 5 yd run |
| Tennessee Tech | -- | 92 | -- | TD | 3rd/14:46 | -- | Banks 92 yd kickoff return |
| Tennessee Tech | 5 | 39 | 2:08 | TD | 3rd/11:34 | TNT39 | Thomas 1 yd run |
| Tennessee Tech | 7 | 60 | 3:39 | TD | 3rd/5:28 | KS40 | Valentine 15 yd run |
| Tennessee Tech | 10 | 80 | 5:17 | TD | 4th/10:59 | KS20 | Gregory 1 yd run |
| Iowa State | 13 | 89 | 7:00 | TD | 1st/5:11 | KS11 | Gregory 2 yd run |
| Iowa State | 10 | 48 | 3:44 | FG | 2nd/0:05 | KS29 | Cherry 39 yd field goal |
| Iowa State | 7 | 36 | 3:42 | TD | 4th/13:45 | ISU36 | Brown 16 yd pass from Gregory |
| Iowa State | 3 | 60 | 1:31 | TD | 4th/5:36 | KS40 | Banks 54 yd pass from Gregory |
| Texas Tech | - | - | - | TD | 3rd/12:54 | -- | Fitzgerald 17 yd int. return |
| Texas Tech | 3 | 75 | 1:08 | TD | 4th/7:33 | KS25 | Valentine 8 yd run |
| Texas A&M | 4 | 29 | 1:35 | TD | 1st/13:00 | TAMU29 | Thomas 7 yd run |
| Texas A&M | 9 | 55 | 4:33 | FG | 1st/6:34 | KS39 | Cherry 23 yd field goal |
| Texas A&M | 3 | 11 | 1:24 | TD | 1st/3:34 | TAMU11 | Thomas 3 yd run |
| Texas A&M | 5 | 67 | 2:29 | TD | 2nd/8:19 | KS33 | Thomas 9 yd run |
| Texas A&M | 11 | 70 | 5:39 | TD | 2nd/1:02 | KS30 | Thomas 17 yd run |
| Texas A&M | 1 | 16 | 0:05 | TD | 2nd/0:10 | TAMU16 | Klien 16 yd pass from Gregory |
| Texas A&M | - | - | - | TD | 3rd/14:46 | -- | Banks 97 yd kickoff return |
| Texas A&M | 1 | 9 | 0:04 | TD | 3rd/13:50 | TAMU9 | Valentine 9 yd run |
| Texas A&M | 5 | 43 | 2:14 | TD | 3rd/9:48 | TAMU43 | Valentine 20 yd run |
| Texas A&M | 4 | 7 | 2:18 | FG | 4th/8:07 | TAMU35 | Klimek 46 yd field goal |
| Colorado | 9 | 61 | 4:11 | FG | 1st/10:49 | KS31 | Cherry 25 yd field goal |
| Colorado | 6 | 58 | 2:51 | TD | 2nd/13:19 | KS42 | Thomas 4 yd run |
| Colorado | 4 | 3 | 1:24 | FG | 2nd/11:24 | CU13 | Cherry 27 yd field goal |
| Colorado | 4 | 20 | 2:24 | TD | 2nd/1:11 | CU20 | Gregory 5 yd run |
| Oklahoma | 9 | 66 | 5:11 | TD | 2nd/8:25 | KS34 | Valentine 2 yd run |
| Oklahoma | 9 | 62 | 4:06 | FG | 2nd/1:23 | KS24 | Cherry 31 yd field goal |
| Oklahoma | 11 | 80 | 6:21 | TD | 3rd/3:31 | KS20 | Valentine 14 yd run |
| Oklahoma | 6 | 75 | 3:06 | TD | 3rd/4:35 | KS25 | Thomas 2 yd run |
| Oklahoma | - | - | - | TD | 4th/11:18 | -- | Banks 98 yd kickoff return |

SCORING DRIVES - OPPONENTS

| OPPONENT | No. of Plays | Total Yards | Drive Time | Type of Score | Score Time/Qtr | Drive Start | Scoring Play |
|----------------|--------------|-------------|------------|---------------|----------------|-------------|-----------------------------------|
| Massachusetts | 7 | 4 | 3:08 | FG | 1st/3:22 | KS23 | Violette 35 yd field goal |
| Massachusetts | 4 | 18 | 1:50 | TD | 3rd/0:29 | KS18 | Krevis 4 yd pass from Havens |
| Massachusetts | -- | -- | -- | TD | 4th/14:01 | -- | Adeoba 26 yd blkd punt ret |
| Louisiana | 7 | 61 | 2:51 | TD | 2nd/9:37 | UL 39 | Sails 13 yd run |
| Louisiana | 12 | 73 | 2:14 | TD | 2nd/0:05 | UL 27 | Aubrey 1 yd pass from Masson |
| Louisiana | 10 | 37 | 3:18 | FG | 4th/0:32 | UL 33 | Albrecht 48 yd field goal |
| UCLA | 11 | 64 | 5:08 | TD | 1st/5:16 | U36 | Franklin 3 yd run |
| UCLA | 6 | 27 | 2:07 | FG | 2nd/14:51 | KS48 | Forbath 39 yd field goal |
| UCLA | 8 | 42 | 2:52 | FG | 2nd/5:00 | U41 | Forbath 35 yd field goal |
| UCLA | 10 | 54 | 4:48 | FG | 4th/9:55 | U24 | Forbath 40 yd field goal |
| UCLA | 4 | 75 | 1:22 | TD | 4th/6:18 | U25 | Terrence 41 yd pass from Craft |
| Tennessee Tech | 7 | 73 | 2:55 | TD | 1st/2:40 | TNT27 | Hogue 19 yd pass from Sween. |
| Iowa State | 13 | 77 | 5:23 | FG | 1st/5:23 | ISU08 | Mahoney 32 yd field goal |
| Iowa State | 11 | 73 | 3:59 | TD | 2nd/3:55 | ISU27 | Catlett 22 yd pass from Arnaud |
| Iowa State | 12 | 80 | 4:49 | TD | 3rd/7:27 | ISU20 | Arnaud 3 yd run |
| Iowa State | 8 | 64 | 1:17 | TD | 4th/0:32 | ISU36 | Williams 23 yd pass from Arnaud |
| Texas Tech | 7 | 71 | 3:29 | TD | 1st/11:31 | TT29 | Swindall 52 yd pass from Sheff. |
| Texas Tech | 8 | 90 | 3:17 | TD | 1st/1:49 | TT10 | Torres 6 yd pass from Sheffield |
| Texas Tech | 9 | 53 | 3:35 | FG | 2nd/11:28 | TT44 | Williams 20 yd field goal |
| Texas Tech | 7 | 49 | 3:08 | TD | 2nd/6:49 | KS49 | Lewis 4 yd pass from Sheffield |
| Texas Tech | 2 | 77 | 0:42 | TD | 2nd/3:59 | TT23 | Franks 72 yd pass from Sheff. |
| Texas Tech | 5 | 67 | 1:04 | TD | 2nd/0:29 | TT33 | Torris 28 yd pass from Sheffield |
| Texas Tech | 10 | 85 | 4:55 | TD | 3rd/7:59 | TT15 | Batch 4 yd run |
| Texas Tech | 5 | 54 | 2:27 | TD | 3rd/3:52 | TT46 | Lewis 12 yd pass from Sheff. |
| Texas Tech | 8 | 95 | 2:54 | TD | 4th/12:34 | TT5 | Leong 25 yd pass from Sheff. |
| Texas Tech | 9 | 80 | 3:24 | TD | 4th/4:09 | TT20 | Brinker 7 yd pass from Doege |
| Texas A&M | 1 | 66 | 0:14 | TD | 3rd/9:34 | TAMU34 | Nwachukwu 66 yd pass from Johnson |
| Texas A&M | 5 | 57 | 1:19 | TD | 3rd/5:01 | TAMU29 | Nwachukwu 23 yd pass from Johnson |
| Colorado | 13 | 71 | 5:10 | TD | 1st/5:39 | CU29 | Stewart 2 yd run |
| Oklahoma | 4 | 60 | 1:13 | TD | 1st/13:47 | OU40 | Broyle 15 yd pass from Landry |
| Oklahoma | 4 | 35 | 0:44 | TD | 1st/11:41 | KS35 | Miller 23 yd pass from Landry |
| Oklahoma | 14 | 61 | 4:34 | TD | 1st/4:40 | OU39 | Broyles 2 yd pass from Landry |
| Oklahoma | 10 | 78 | 2:42 | TD | 2nd/5:37 | OU22 | Murray 1 yd run |
| Oklahoma | 15 | 67 | 7:58 | TD | 4th/11:32 | OU33 | Murray 6 yd pass from Landry |
| Oklahoma | 11 | 68 | 4:45 | TD | 4th/6:27 | OU32 | Murray 3 yd run |

DRIVES SUPERLATIVES

| | KANSAS STATE | OPPONENT |
|-------------------|----------------------|---------------------|
| Most Plays/Result | 16/TD Tennessee Tech | 15/TD by Oklahoma |
| Most Yards/Result | 93/TD Tennessee Tech | 95/TD by Texas Tech |
| Most Time/Result | 7:51/TD UCLA | 7:58/FG by Oklahoma |

DRIVE CHART (NO. OF DRIVES/TD/FG)

| Drive Start | 1-9 | 10-19 | 20-29 | 30-39 | 40-49 | 50+ |
|----------------|----------|----------|----------|----------|----------|----------|
| Result | NO/TD/FG | NO/TD/FG | NO/TD/FG | NO/TD/FG | NO/TD/FG | NO/TD/FG |
| Massachusetts | 2/0/0 | 1/0/0 | 5/2/0 | 3/0/0 | 0/0/0 | 3/1/0 |
| at Louisiana | 1/0/0 | 2/1/0 | 4/0/0 | 4/1/0 | 1/0/0 | 3/0/0 |
| at UCLA | 0/0/0 | 1/0/0 | 4/1/1 | 2/0/0 | 1/0/0 | 3/0/0 |
| Tennessee Tech | 1/1/0 | 1/0/0 | 1/1/0 | 1/0/0 | 2/2/0 | 3/1/0 |
| vs. Iowa State | 1/0/0 | 2/1/0 | 1/0/1 | 4/0/0 | 2/1/0 | 2/1/0 |
| at Texas Tech | 1/0/0 | 3/0/0 | 5/1/0 | 3/0/0 | 0/0/0 | 0/0/0 |
| Texas A&M | 0/0/0 | 1/0/0 | 1/0/0 | 4/2/1 | 2/0/0 | 7/5/1 |
| Colorado | 0/0/0 | 0/0/0 | 2/0/0 | 4/0/1 | 5/1/0 | 2/1/1 |
| at Oklahoma | 0/0/0 | 1/0/0 | 5/2/1 | 3/1/0 | 0/0/0 | 0/0/0 |
| Kansas | | | | | | |
| Missouri | | | | | | |
| at Nebraska | | | | | | |

3-AND-OUT

| | Kansas State 3-and-Out/Drives | Opponent 3-and-Out/Drives |
|----------------|----------------------------------|------------------------------|
| Massachusetts | 4/14 | 3/14 |
| at Louisiana | 5/15 | 4/14 |
| at UCLA | 3/11 | 1/12 |
| Tennessee Tech | 0/9 | 4/10 |
| vs. Iowa State | 2/12 | 4/13 |
| at Texas Tech | 5/12 | 0/13 |
| Texas A&M | 2/15 | 5/17 |
| Colorado | 4/14 | 4/13 |
| at Oklahoma | 2/9 | 1/11 |
| Kansas | | |
| Missouri | | |
| at Nebraska | | |

SCORING DRIVE ANALYSIS

| Yardage | KANSAS STATE | | OPPONENTS | |
|------------|--------------|----|-----------|----|
| | TD | FG | TD | FG |
| No Drive | 5 | 0 | 1 | 0 |
| Minus Yds. | 0 | 0 | 0 | 0 |
| 0-9 | 1 | 2 | 0 | 1 |
| 10-19 | 2 | 0 | 1 | 0 |
| 20-29 | 2 | 0 | 0 | 1 |
| 30-39 | 2 | 0 | 1 | 1 |
| 40-49 | 2 | 1 | 1 | 1 |
| 50-59 | 2 | 1 | 1 | 2 |
| 60-69 | 6 | 3 | 9 | 0 |
| 70-79 | 5 | 0 | 9 | 1 |
| 80-89 | 4 | 0 | 3 | 0 |
| 90-99 | 1 | 0 | 2 | 0 |

GAME-OPENING DRIVES

| Opponent | KANSAS STATE | | | OPPONENTS | | |
|----------------|--------------|----------|------|-----------|----------|------|
| | Pts. | 1st Dns. | Yds. | Pts. | 1st Dns. | Yds. |
| UMass | 0 | 5 | 51 | 0 | 3 | 35 |
| at Louisiana | 0 | 0 | 6 | 0 | 0 | 6 |
| at UCLA | 0 | 3 | 37 | 7 | 4 | 64 |
| Tennessee Tech | 7 | 4 | 58 | 0 | 0 | 5 |
| vs. Iowa State | 7 | 5 | 89 | 0 | 1 | 31 |
| at Texas Tech | 0 | 3 | 39 | 7 | 2 | 71 |
| Texas A&M | 7 | 1 | 29 | 0 | 0 | 3 |
| Colorado | 3 | 3 | 61 | 6 | 5 | 71 |
| at Oklahoma | 7 | 3 | 60 | 0 | 0 | -5 |
| Kansas | | | | | | |
| Missouri | | | | | | |
| at Nebraska | | | | | | |

SECOND HALF-OPENING DRIVES

| Opponent | KANSAS STATE | | | OPPONENTS | | |
|----------------|--------------|----------|------|-----------|----------|------|
| | Pts. | 1st Dns. | Yds. | Pts. | 1st Dns. | Yds. |
| UMass | 0 | 0 | 3 | 0 | 1 | 16 |
| at Louisiana | 0 | 3 | 45 | 0 | 1 | 31 |
| at UCLA | 7 | 6 | 80 | 0 | 1 | 12 |
| Tennessee Tech | 7 | 2 | 39 | 0 | 0 | 0 |
| vs. Iowa State | 0 | 1 | 23 | 7 | 5 | 80 |
| at Texas Tech | 0 | 1 | 27 | 0 | 0 | 0 |
| Texas A&M | 7 | 0 | 9 | 0 | 0 | -9 |
| Colorado | 0 | 0 | -1 | 0 | 0 | -6 |
| at Oklahoma | 7 | 5 | 80 | 0 | 0 | 5 |
| Kansas | | | | | | |
| Missouri | | | | | | |
| at Nebraska | | | | | | |

RED ZONE (INSIDE THE 20)

| Opponent | Score | # of Times | | Total Pts | Total TDs | Rush TDs | Pass TDs | FGs Made | <----- Failed to score inside opp. 20 -----> | | | | | |
|----------------|----------------|----------------|--------------|------------|-----------|-----------|----------|----------|--|----------|----------|----------|----------|----------|
| | | Inside Opp. 20 | Times Scored | | | | | | FGA | Downs | Int | Fumb | Half | Game |
| Massachusetts | 21-17 | 2 | 2 | 14 | 2 | 1 | 1 | 0 | 0 | 0 | 0 | 0 | 0 | 0 |
| at Louisiana | 15-17 | 4 | 2 | 13 | 2 | 1 | 1 | 0 | 1 | 1 | 0 | 0 | 0 | 0 |
| at UCLA | 9-23 | 2 | 2 | 9 | 1 | 1 | 0 | 1 | 0 | 0 | 0 | 0 | 0 | 0 |
| Tennessee Tech | 49-7 | 7 | 5 | 35 | 5 | 5 | 0 | 0 | 1 | 1 | 0 | 0 | 0 | 0 |
| vs. Iowa State | 24-23 | 3 | 2 | 14 | 2 | 1 | 1 | 0 | 0 | 0 | 0 | 1 | 0 | 0 |
| at Texas Tech | 14-66 | 2 | 1 | 7 | 1 | 1 | 0 | 0 | 0 | 1 | 0 | 0 | 0 | 0 |
| Texas A&M | 62-14 | 7 | 7 | 45 | 6 | 5 | 1 | 1 | 0 | 0 | 0 | 0 | 0 | 0 |
| Colorado | 20-6 | 5 | 4 | 20 | 2 | 2 | 0 | 2 | 0 | 0 | 0 | 1 | 0 | 0 |
| at Oklahoma | 30-42 | 5 | 4 | 23 | 3 | 3 | 0 | 1 | 0 | 0 | 1 | 0 | 0 | 0 |
| Kansas | | | | | | | | | | | | | | |
| Missouri | | | | | | | | | | | | | | |
| at Nebraska | | | | | | | | | | | | | | |
| Totals | 244-215 | 38 | 30 | 187 | 25 | 21 | 4 | 5 | 2 | 3 | 1 | 2 | 0 | 0 |
| Opponents | 215-244 | 24 | 21 | 130 | 17 | 7 | 10 | 4 | 1 | 0 | 2 | 0 | 0 | 0 |

Season Percentage - Overall: 30 of 38 (78.9%)

Season Percentage - Touchdowns: 25 of 38 (65.8%)

Season Percentage - Field Goals: 5 of 38 (13.2%)

Season Percentage - Failed to Score: 8 of 38 (21.1%)

LONGEST PLAYS (20-PLUS YARDS)

KANSAS STATE

| Yards | Opponent | Play/Situation/Result |
|-------|----------------|---|
| 64 | Tennessee Tech | Banks 63 pass from Coffman (1st and 10 at TNT 32) |
| 61 | Texas Tech | Valentine 61 run (1st and 10 at TT8) |
| 54 | Iowa State | Banks 54 pass from Gregory (TD) |
| 52 | Texas Tech | Thomas 52 pass from Coffman (1st and 10 at TT37) |
| 45 | Texas A&M | Mastrud 45 pass from Gregory (1st and 10 at TAMU27) |
| 41 | Oklahoma | Banks 41 pass from Thomas (1st and 10 at OU34) |
| 40 | Massachusetts | Snipes 40 pass from Coffman (TD) |
| 40 | Iowa State | Brown 40 pass from Gregory (1st and 10 at IS23) |
| 36 | Louisiana | Snipes 36 pass from Coffman (End of Game) |
| 35 | Oklahoma | Banks 35 pass from Gregory (1st and 10 at OU33) |
| 35 | Colorado | Thomas 35 run (1st and 10 at CU23) |
| 35 | UCLA | Thomas 35 pass from Coffman (1st and 10 at UCLA33) |
| 34 | Massachusetts | Valentine 34 run (1st and Goal at UM3) |
| 29 | Texas Tech | Snipes 29 pass from Coffman (1st and 10 at TT8) |
| 28 | Massachusetts | Banks 28 pass from Coffman (1st and 10 at UM12) |
| 26 | Louisiana | Mastrud 26 pass from Coffman (1st and G at UL4) |
| 25 | Oklahoma | Banks 25 pass from Gregory (1st and 10 at OU41) |
| 24 | Massachusetts | Valentine 24 run (1st and 10 at 50) |
| 24 | Louisiana | Snipes 24 pass from Coffman (1st and 10 at 50) |
| 24 | Iowa State | Snipes 24 pass from Gregory (1st and 10 at IS40) |
| 24 | Texas Tech | Thomas 24 run (1st and 10 at KS33) |
| 23 | Oklahoma | Banks 23 pass from Gregory (1st and 10 at KS47) |
| 23 | Louisiana | Thomas 23 run (1st and 10 at UL49) |
| 23 | Tennessee Tech | Banks 23 pass from Coffman (1st and 10 at TNT47) |
| 22 | Texas A&M | Valentine 22 run (1st and 10 at TAMU35) |
| 22 | Massachusetts | Mastrud 22 pass from Coffman (1st and 10 at KS48) |
| 21 | Texas A&M | Tannahill 21 pass from Coffman (1st and 10 at TAMU36) |
| 21 | Colorado | Thomas 21 run (1st and 10 at CU14) |
| 21 | Oklahoma | Gregory 21 run (1st and 10 at OU14) |
| 20 | Massachusetts | Coffman 20 run (1st and 10 at UM46) |
| 20 | Tennessee Tech | Thomas 20 run (1st and 10 at TNT2) |
| 20 | Iowa State | Banks 20 run (1st and 10 at IS17) |
| 20 | Texas A&M | Valentine 20 run (TD) |
| 20 | Colorado | Thomas 20 run (1st and 10 at CU42) |

No. of plays from scrimmage, 20+ yards: 34 (14 run/20 pass)

No. of plays from scrimmage, 40+ yards: 8 (1 run/7 pass)

| Returns | Opponent | Player |
|--|----------------|----------------|
| Kickoff | Oklahoma | Banks 98 yards |
| Punt | Tennessee Tech | Banks 26 yards |
| Interception | Texas A&M | Moore 22 yards |
| Fumble | None | |
| No. of returns 20+ yards: 28 (23 KR/4 PR/1 Int/0 Fum) | | |
| No. of returns 40+ yards: 5 (5 KR/0 PR/0 Int/0 Fum) | | |

OPPONENTS

| Yards | Opponent | Play/Situation/Result |
|-------|----------------|--|
| 72 | Texas Tech | Franks 72 pass from Sheffield (TD) |
| 66 | Texas A&M | Nwachukwu pass from Johnson (TD) |
| 52 | Texas Tech | Swindall 52 pass from Sheffield (TD) |
| 51 | UCLA | Terrence 51 pass from Craft (TD) |
| 44 | Oklahoma | Brown 44 run (1st and 10 at KS5) |
| 37 | Iowa State | Robinson 37 run (1st and 10 at IS 45) |
| 37 | Texas Tech | Lewis 37 pass from Sheffield (1st and 10 at KS19) |
| 36 | UCLA | Franklin 36 run (1st and 10 at KS19) |
| 35 | Massachusetts | Cruz 35 pass from Havens (1st and 10 at KS 20) |
| 33 | Texas Tech | Batch 33 run (1st and 10 at KS13) |
| 31 | Texas Tech | Britton 31 pass from Sheffield (1st and 10 at KS4) |
| 28 | Texas Tech | Torres 28 pass from Sheffield (TD) |
| 27 | Tennessee Tech | Watson 27 pass from Sweeney (1st and 10 at TNT 48) |
| 26 | Oklahoma | Tennell 26 pass from Landry (1st and 10 at KS38) |
| 25 | Texas Tech | Leong 25 pass from Sheffield (TD) |
| 25 | Oklahoma | Broyles 25 pass from Landry (1st and 10 at KS17) |
| 24 | Texas A&M | Nwachukwu 24 pass from Johnson (1st and 10 at KS23) |
| 23 | Iowa State | Williams 23 pass from Arnaud (TD) |
| 23 | Texas Tech | Zouzalik 23 pass from Sheffield (1st and 10 at KS44) |
| 23 | Texas A&M | Nwachukwu 23 pass from Johnson (TD) |
| 23 | Oklahoma | Miller 23 pass from Landry (TD) |
| 22 | Iowa State | Catlett 22 pass from Arnaud (TD) |
| 22 | Iowa State | Hamilton 22 pass from Arnaud (1st and 10 at KS 23) |
| 22 | Texas Tech | Leong 22 pass from Sheffield (3rd and 3 at KS6) |
| 22 | Texas Tech | Zouzalik 22 pass from Doege (1st and 10 at KS18) |
| 22 | Colorado | Greer 22 pass from Hawkins (1st and 10 at CU26) |
| 21 | UCLA | Rosario 21 pass from Craft (1st and 10 at KS32) |
| 21 | Texas A&M | Morrow 21 pass from Johnson (1st and 10 at KS19) |
| 20 | Texas A&M | McCoy 20 pass from Johnson (1st and 10 at TAMU41) |
| 20 | Texas A&M | Morrow 20 pass from Johnson (1st and 10 at KS23) |
| 20 | Texas Tech | Swindall 20 pass from Sheffield (1st and 10 at TT36) |
| 20 | Texas Tech | Jeffers 20 run (1st and 10 at TT25) |

No. of plays from scrimmage, 20+ yards: 32 (5 run/27 pass)

No. of plays from scrimmage, 40+ yards: 5 (1 run/4 pass)

| Returns | Opponent | Player |
|--|---------------|------------------|
| Kickoff | Iowa State | Johnson 35 yards |
| Punt | Massachusetts | Adeoba 26 yards |
| Interception | None | |
| Fumble | None | |
| No. of returns 20+ yards: 18 (17 KR/1 PR/0 Int/0 Fum) | | |
| No. of returns 40+ yards: 0 (0 KOR/0 PR/0 Int/0 Fum) | | |

KANSAS STATE SUPERLATIVES

INDIVIDUAL

Longest Rush: 61, Keithen Valentine at Texas Tech
Longest Touchdown Run: 20, Keithen Valentine vs. Texas A&M
Longest Pass: 64, Carson Coffman vs. Tennessee Tech
Longest TD Pass: 54, Grant Gregory to Brandon Banks vs. Iowa State
Longest Punt Return: 26, Brandon Banks vs. Tennessee Tech
Longest Kickoff Return: 98, Brandon Banks at Oklahoma
Longest Interception: 7, John Houlik at Louisiana
Most Punts: 6, Ryan Doerr vs. Massachusetts
Longest Punt: 53, Ryan Doerr at UCLA
Highest Punt Average: 44.3, Ryan Doerr vs. Iowa State
Longest Field Goal: 46, Brandon Klimek vs. Texas A&M
Most Field Goals: 2, Josh Cherry vs. Colorado
Most TDs Rushing: 4, Daniel Thomas vs. Texas A&M
Most TDs Receiving: 2, Atrail Snipes vs. Massachusetts
Most TDs Passing: 2, Carson Coffman vs. Massachusetts and Grant Gregory vs. Iowa State
Most Rushing Attempts: 27, Daniel Thomas at Louisiana
Most Yards Rushing: 145, Daniel Thomas vs. Colorado
Most Pass Attempts: 34, Carson Coffman vs. UCLA
Most Pass Completions: 20, Carson Coffman vs. UCLA
Most Yards Passing: 206, Grant Gregory vs. Iowa State
Most Receptions: 9, Brandon Banks at Oklahoma
Most Yards Receiving: 156, Brandon Banks at Oklahoma
Most Total Offense: 235, Grant Gregory vs. Iowa State
Most All-Purpose Yards: 303, Brandon Banks vs. Tennessee Tech
Most Interceptions: 2, Tysyn Hartman vs. Massachusetts and Emmanuel Lamur vs. Colorado
Most Tackles: 11, Alex Hrebec vs. Iowa State
Most Solo Tackles: 6, Tysyn Hartman at Louisiana and Alex Hrebec vs. Tennessee Tech
Most Quarterback Sacks: 2.5, Jeffrey Fitzgerald vs. Texas A&M
Most Tackles for Loss: 3.5, John Houlik vs. Texas A&M
Most Passes Broken Up: 3, Joshua Moore vs. Texas A&M
** School Record*

TEAM

| | High | Low |
|------------------|----------------------------------|---------------------|
| Rushes | 60 (Tennessee Tech) | 28 (Texas Tech) |
| Yards Rushing | 296 (Tennessee Tech) | 69 (UCLA) |
| TD Rushes | 6 (Texas A&M) | 1 (five times) |
| Pass Attempts | 35 (UCLA) | 11 (Tennessee Tech) |
| Pass Completions | 21 (UCLA) | 9 (Colorado) |
| Yards Passing | 215 (Oklahoma) | 80 (Colorado) |
| TD Passes | 2 (Massachusetts and Iowa State) | 0 (four times) |
| Total Plays | 76 (Louisiana) | 52 (Texas Tech) |
| Total Offense | 448 (Tennessee Tech) | 268 (UCLA) |
| Points | 62 (Texas A&M) | 9 (UCLA) |
| Sacks By | 3 (Tennessee Tech) | 0 (five times) |
| First Downs | 24 (three times) | 10 (Texas Tech) |
| Penalties | 10 (Tennessee Tech) | 4 (UCLA) |
| Penalty Yards | 96 (Tennessee Tech) | 50 (UCLA) |
| Turnovers | 3 (Massachusetts) | 0 (twice) |
| Interceptions By | 3 (Texas A&M) | 0 (twice) |

TURNOVERS

Takeaways (Fum/Int): 21 (10/11)
Giveaways (Fum/Int): 13 (7/6)
Difference: +8 (1.125 per game)
Points Off Turnovers
 Kansas State 45
 Opponents 27
Points Off Turnovers Per Game
 Kansas State 5
 Opponents 3

KICKOFFS

Kickoffs: 48
Touchbacks (pct.): 5 (10.4)
Fair Catches: 0
Downed Kicks: 1
Out of Bounds: 2
On-Side Kicks (No./Recovered by KS): 0/0
Opponent Returns (No.-Yds./Avg): 40-793/19.8
Opponent Touchdowns: 0

KICKOFF RETURNS

Kickoffs: 42
Touchbacks (pct.): 2 (4.8)
Fair Catches: 0
Downed Kicks: 1
Out of Bounds: 1
On-Side Kicks (No./Recovered by Opp): 1/0
K-State Returns (No.-Yds./Avg): 39-1110/28.4
K-State Touchdowns: 4

OPPONENT SUPERLATIVES



INDIVIDUAL

Longest Rush: 44, Chris Brown, Oklahoma
Longest Touchdown Run: 13, Undrea Sails, Louisiana
Longest Pass: 72, S. Sheffield, Texas Tech
Longest TD Pass: 4, Kyle Havents to Andrew Krevis, Massachusetts
Longest Punt Return: 26, D.J. Adeoba, Massachusetts
Longest Kickoff Return: 35, Leonard Johnson, Iowa State
Longest Interception: 12, Tyler Homles, Massachusetts
Most Punts: 8, Caleb Violette, Massachusetts and Ken Wood, Texas A&M
Longest Punt: 61, Caleb Violette, Massachusetts
Highest Punt Average: 46.7, Jeff Locke, UCLA
Longest Field Goal: 48, Tyler Albrecht, Louisiana
Most Field Goals: 3, Kai Forbath, UCLA
Most TDs Rushing: 2, DeMarco Murray, Oklahoma
Most TDs Receiving: 2, four players
Most TDs Passing: 2, Austen Arnaud, Iowa State
Most Rushing Attempts: 23, Johnathan Franklin, UCLA
Most Yards Rushing: 119, Johnathan Franklin, UCLA
Most Pass Attempts: 45, Jerrod Johnson, Texas A&M
Most Pass Completions: 33, S. Sheffield, Texas Tech
Most Yards Passing: 490, S. Sheffield, Texas Tech
Most Receptions: 9, Dejuan Miller, Oklahoma
Most Yards Receiving: 136, Uzoma Nwachukwu, Texas A&M
Most Total Offense: 202, Chris Masson, Louisiana
Most All-Purpose Yards: 114, Tony Nelson, Massachusetts
Most Interceptions: 2, Alterra Verner, UCLA
Most Tackles: 15, Antwyn Zanders, Louisiana
Most Solo Tackles: 14, Antwyn Zanders, Louisiana
Most Quarterback Sacks: 2.0, Akeem Ayers, UCLA and Brandon Sharpe, Texas Tech
Most Tackles for Loss: 3.0, three players
Most Passes Broken Up: 3, Shane Viveiros, Massachusetts
** School Record*

TEAM

| | High | Low |
|------------------|--------------------------------|-----------------------|
| Rushes | 41 (Iowa State) | 23 (Texas A&M) |
| Yards Rushing | 207 (Iowa State) | -19 (Tennessee Tech) |
| TD Rushes | 1 (five times) | 0 (three times) |
| Pass Attempts | 49 (Texas Tech) | 19 (Tennessee Tech) |
| Pass Completions | 39 (Texas Tech) | 10 (Massachusetts) |
| Yards Passing | 554 (Texas Tech) | 102 (Massachusetts) |
| TD Passes | 8 (Texas Tech) | 0 (Colorado) |
| Total Plays | 75 (Texas Tech) | 44 (Tennessee Tech) |
| Total Offense | 739 (Texas Tech) | 107 (Tennessee Tech) |
| Points | 66 (Texas Tech) | 6 (Colorado) |
| Sacks By | 6 (UCLA) | 0 (Louisiana) |
| First Downs | 33 (Texas Tech) | 9 (Tennessee Tech) |
| Penalties | 9 (Massachusetts and Oklahoma) | 4 (Louisiana and TNT) |
| Penalty Yards | 95 (Texas Tech) | 30 (Tennessee Tech) |
| Turnovers | 6 (Texas A&M) | 1 (Tennessee Tech) |
| Interceptions By | 2 (UCLA) | 0 (four times) |

GAME NO. 1

| | |
|---|----|
|  MASSACHUSETTS | 17 |
|  KANSAS STATE | 21 |

Bill Snyder Family Stadium • Manhattan, Kan.
Sept. 5, 2009 • Attendance: 50,750

MANHATTAN, Kan. - Carson Coffman tossed a pair of touchdowns to senior wide receiver Attrail Snipes to help Kansas State to a 21-17 win over Massachusetts before a season-opening record crowd of 50,750 on Saturday night at Bill Snyder Family Stadium.

Coffman, who was making his starting debut for the Wildcats, completed 14-of-27 passes for 182 yards and a career-high two touchdowns to go with another score on the ground. He connected on a 40-yard strike to Snipes with 5:34 play in the second quarter for his first touchdown pass of the season. He followed with a second to Snipes right before the half with a 12-yard bullet.

Coffman got plenty of help from the running game, as backs Daniel Thomas and Keithen Valentine helped the squad post its highest rushing total (225) since collecting 262 yards against Missouri on October 21, 2006. Thomas, making his debut in a Wildcat uniform, rushed for 104 yards on 23 carries. The 104 yards were the most by a K-State running back in a debut since 1993. Valentine added 89 yards on 11 touches.

Down 3-0 to UMass after one quarter of play, the Wildcat offense grabbed the lead on a one-yard touchdown run by Coffman to cap an eight-play drive. Thomas and Valentine both had key runs on the drive, including a 34-yard scamper by Valentine to put the Wildcats in scoring range at the UMass 6.

A field goal block by Emmanuel Lamur set up the Wildcats' next score, as Coffman and company drove 74 yards on five plays capped by the 40-yard pass to Snipes. A blocked punt by Chris Carney set up the final score of the second quarter. Coffman guided the Wildcats to the end zone on just two plays, first a 28-yard pass to Brandon Banks and then the 12-yard strike to Snipes.

Trailing 21-3 at the half, UMass made a near comeback with two second-half touchdowns, both set up by K-State miscues.

Kyle Havens turned the first turnover-a muffed punt by Brandon Banks- into on a 4-yard touchdown pass to Andrew Krevis late in the third quarter. On K-State's next drive, D.J. Adeoba scooped up Jeremy Horne's blocked punt and rumbled 26 yards for a touchdown to get the Minutemen within four.

| GAME 1 • SCORE BY QUARTERS | 1 | 2 | 3 | 4 | F |
|----------------------------|---|----|---|---|----|
| Massachusetts | 3 | 0 | 7 | 7 | 17 |
| Kansas State | 0 | 21 | 0 | 0 | 21 |

SCORING SUMMARY

FIRST QUARTER

UM - Violette 35 yd field goal, 3:22

SECOND QUARTER

KS - Coffman 1 yd run (Cherry kick), 14:20

KS - Snipes 40 yd pass from Coffman (Cherry kick), 5:34

KS - Snipes 12 yd pass from Coffman (Cherry kick), 0:03

THIRD QUARTER

UM - Krevis 4 yd pass from Havens (Violette kick), 0:29

FOURTH QUARTER

UM - Adeoba 26 yd blocked punt return (Violette kick), 14:01



| TEAM STATISTICS | KS | UM |
|---------------------|---------|---------|
| FIRST DOWNS | 24 | 13 |
| YARDS RUSHING | 225 | 110 |
| YARDS PASSING | 182 | 102 |
| Comp-Att-Int | 14-27-1 | 10-34-2 |
| TOTAL YARDS | 407 | 212 |
| Fumbles: No-Lost | 3-2 | 0-0 |
| Penalties: No-Yards | 8-71 | 9-65 |
| Punts-Avg | 7-32.0 | 9-39.7 |
| Punt Ret: No-Yds-TD | 5-53-0 | 2-29-1 |
| KO Ret: No-Yds-TD | 4-230-0 | 3-168-0 |
| INT: No-Yds-TD | 2-0-0 | 1-12-0 |
| Fum. Ret: No-Yds-TD | 0-0-0 | 1-8-0 |
| Third-Down | 8 of 17 | 4 of 14 |
| Possession Time | 37:10 | 22:50 |
| Sacks By: No-Yds | 1-9 | 1-13 |
| Field Goals | 0-1 | 1-2 |

RUSHING: Kansas State - Thomas, Daniel 23-104-0; Valentine, Keithen 11-89-0; Gregory, Grant 4-21-0; Coffman, Carson 9-12-1. **Massachusetts** - Nelson, Tony 19-107-0; Zardas, Chris 2-7-0; Hernandez, Jon 3-7-0; Havens, Kyle 1--9-0.

PASSING: Kansas State - Coffman, Carson 14-27-1 182. **Massachusetts** - Havens, Kyle 10-34-2 102.

RECEIVING: Kansas State - Banks, Brandon 7-67-0; Mastrud, Jeron 3-44-0; Snipes, Attrail 2-52-2; Thomas, Daniel 1-12-0; Valentine, Keithen 1-7-0. **Massachusetts** - Talley, Julian 3-22-0; Cruz, Victor 2-44-0; Nelson, Tony 2-7-0; Silver, Matt 1-17-0; Horne, Jeremy 1-8-0; Krevis, Andrew 1-4-1.

GAME NO. 2

| | |
|--|----|
|  KANSAS STATE | 15 |
|  LOUISIANA | 17 |

Cajun Field • Lafayette, La.
Sept. 12, 2009 • Attendance: 16,431

LAFAYETTE, La. - Tyler Albrecht's first career field goal attempt was a memorable one as the junior nailed a 48-yarder with 32 seconds left to give Louisiana-Lafayette a 17-15 victory over Kansas State on Saturday night.

Albrecht did not attempt a field goal in his first two seasons and was limited to six extra points in a season-opening 42-19 victory over Southern last week.

The Ragin' Cajuns, unbeaten through their first two games for the first time since 1990, trailed 15-14 before driving from their 33 to the Kansas State 30. Louisiana-Lafayette had only two first downs in the second half before quarterback Chris Masson completed four passes for 30 yards in the final drive.

Kansas State (1-1) rallied from a 14-2 deficit with two fourth-quarter touchdowns. Wildcats running back Daniel Thomas threw for one score and ran for one in that quarter, throwing a 3-yard jump pass to Jeron Mastrud off a direct snap on the first play of the final quarter.

Seven minutes later, Thomas capped an 86-yard drive with a 3-yard run, and Josh Cherry hit the extra point for the 15-14 lead with 8:08 left.

Thomas finished with 136 rushing yards, 92 in the second half. The Wildcats took a 2-0 lead when Masson ran out of his own end zone after a bad snap with 2:43 left in the opening quarter.

Masson, who finished 20-for-36 for 185 yards, came back to guide the Ragin' Cajuns on a 61-yard drive that was capped by Undrea Sails' 9-yard touchdown run with 9:37 left in the first half.

Louisiana-Lafayette drove 73 yards in the final 2:19 of the half to take a 14-2 halftime lead on Masson's 1-yard pass to Luke Aubrey.

The Ragin' Cajuns had three first-half turnovers, but the Wildcats couldn't take advantage despite having five first-half possessions in Ragin' Cajun territory. Kansas State was 0-for-8 on third-down conversions in the first half.

| GAME 2 • SCORE BY QUARTERS | 1 | 2 | 3 | 4 | F |
|----------------------------|---|----|---|----|----|
| Kansas State | 2 | 0 | 0 | 13 | 15 |
| Louisiana | 0 | 14 | 0 | 3 | 17 |

SCORING SUMMARY

FIRST QUARTER

KS - Team Safety, 2:43

SECOND QUARTER

UL - Sails 13 yd run (Albrecht kick), 9:37

UL - Aubrey 1 yd pass from Masson (Albrecht kick), 0:05

FOURTH QUARTER

KS - Mastrud 3 yd pass from Thomas (kick failed), 14:56

KS - Thomas 3 yd run (Cherry kick), 8:08

UL - Albrecht 48 yd field goal, 0:32



| TEAM STATISTICS | KS | UL |
|---------------------|---------|---------|
| FIRST DOWNS | 16 | 16 |
| YARDS RUSHING | 196 | 102 |
| YARDS PASSING | 181 | 185 |
| Comp-Att-Int | 14-30-1 | 20-36-1 |
| TOTAL YARDS | 377 | 287 |
| Fumbles: No-Lost | 2-1 | 2-2 |
| Penalties: No-Yards | 8-64 | 4-39 |
| Punts-Avg | 6-40.0 | 7-39.1 |
| Punt Ret: No-Yds-TD | 2-18-0 | 1-0-0 |
| KO Ret: No-Yds-TD | 4-76-0 | 2-37-0 |
| INT: No-Yds-TD | 1-7-0 | 1-1-0 |
| Fum. Ret: No-Yds-TD | 0-0-0 | 0-0-0 |
| Third-Down | 3 of 16 | 7 of 15 |
| Possession Time | 36:31 | 23:29 |
| Sacks By: No-Yds | 0-0 | 0-0 |
| Field Goals | 0-2 | 1-1 |

RUSHING: Kansas State - Thomas, Daniel 27-136-1; Coffman, Carson 13-50-0; Gregory, Grant 3-13-0; Banks, Brandon 1-2-0; Doerr, Ryan 1--3-0. **Louisiana** - Sails Undrea 20-78-1; Masson, Chris 3-17-0; Booker, Drayton 4-9-0; Joseph, Andrew 1-6-0.

PASSING: Kansas State - Coffman, Carson 13-25-1 178; Gregory, Grant 0-1-0 0; Thomas, Daniel 1-1-0 3. **Louisiana** - Masson, Chris 20-36-1 185.

RECEIVING: Kansas State - Snipes, Attrail 3-78-0; Mastrud, Jeron 3-35-1; Banks, Brandon 3-33-0; Thomas, Daniel 2-19-0; Brown, Lamar 2-12-0; Smith, Sheldon 1-4-0. **Louisiana** - Miller, Marlin 6-47-0; Aubrey, Luke 6-38-1; Green, Ladarius 2-29-0; Joseph, Andrew 2-20-0; Sails, Undrea 2-15-0; Hill, Pierre 1-19-0; Lee, Louis 1-17-0.

GAME NO. 3

| | |
|---|-----------|
|  KANSAS STATE | 9 |
|  UCLA | 23 |

The Rose Bowl • Pasadena, Calif.
Sept. 19, 2009 • Attendance: 67,311

PASADENA, Calif. - Kevin Craft threw for 186 yards and a touchdown to lead unbeaten UCLA to a 23-9 victory over Kansas State at the Rose Bowl.

Craft, filling in at quarterback for Kevin Prince, completed 13 of 24 passes with one interception including a game-clinching 51-yard scoring pass to Terrence Austin with 6:18 remaining.

Carson Coffman completed 20 of 34 passes for 193 yards with two interceptions and was sacked six times for the Wildcats (1-2). Daniel Thomas, who became the first player to begin his Kansas State career with consecutive 100-yard rushing performances since Cornelius Davis accomplished the feat in 1966, was held to 54 yards on 15 carries.

After being held to one field goal in the first half, Kansas State moved 80 yards on 14 plays on their first possession of the third quarter, scoring on a 7-yard run by Thomas to trim UCLA's lead to 13-9. The conversion failed after a botched snap. Thomas carried eight times for 43 yards on the drive, which consumed nearly eight minutes.

Ryan Doerr pinned the Bruins deep in their territory with a 53-yard punt to the 4 yard line late in the third quarter, and after forcing a punt, the Wildcats got the ball back at the UCLA 41. But Josh Cherry missed a 40-yard field goal in the opening minute of the final period.

The Bruins then moved to the Kansas State 23 before Forbath connected from 40 yards, extending UCLA's lead to 16-9 with 9:55 remaining.

Kansas State moved into UCLA territory following the opening kickoff before Alterraun Verner intercepted a pass by Coffman at the Bruins 36-yard line. Craft's 16-yard completion to Nelson Rosario on a third-and-10 play triggered a 64-yard, 11-play drive that Franklin capped with a 3-yard run to give UCLA a 7-0 lead.

The Wildcats then drove into position for a 26-yard field goal by Cherry to draw within four points.

Craft's 18-yard touchdown pass to Ryan Moya on UCLA's second possession was nullified by an illegal man downfield, forcing the Bruins to settle for a 39-yard field goal by Forbath on the second play of the second quarter. Forbath added a 35-yarder later in the second quarter to make it 13-3, and that's how it stood at halftime.

The Bruins had another potential scoring chance in the second period, but Joshua Moore picked off Craft's long pass at the Kansas State 19-yard line.

| GAME 3 • SCORE BY QUARTERS | 1 | 2 | 3 | 4 | F |
|----------------------------|---|---|---|----|----|
| Kansas State | 3 | 0 | 6 | 0 | 9 |
| UCLA | 7 | 6 | 0 | 10 | 23 |

SCORING SUMMARY

FIRST QUARTER

UCLA - Franklin 3 yd run (Forbath kick), 5:16
KS - Cherry 26 yd field goal, 2:03

SECOND QUARTER

UCLA - Forbath 39 yd field goal, 14:51
UCLA - Forbath 35 yd field goal, 5:00

THIRD QUARTER

KS - Thomas 7 yd run (Doerr pass failed), 5:14

FOURTH QUARTER

UCLA - Forbath 40 yd field goal, 9:55
UCLA - Austin 51 yd pass from Craft (Forbath kick), 6:18



| TEAM STATISTICS..... | KS | UCLA |
|---------------------------|---------|---------|
| FIRST DOWNS | 19 | 16 |
| YARDS RUSHING | 69 | 173 |
| YARDS PASSING | 199 | 186 |
| Comp-Att-Int | 21-35-2 | 13-24-1 |
| TOTAL YARDS | 268 | 359 |
| Fumbles: No-Lost | 2-0 | 1-1 |
| Penalties: No-Yards | 4-50 | 8-80 |
| Punts-Avg | 5-40.4 | 3-46.7 |
| Punt Ret: No-Yds-TD | 1-11-0 | 2-19-0 |
| KO Ret: No-Yds-TD | 4-135-0 | 3-77-0 |
| INT: No-Yds-TD | 1-0-0 | 2-47-0 |
| Fum. Ret: No-Yds-TD | 0-0-0 | 0-0-0 |
| Third-Down | 3 of 14 | 3 of 10 |
| Possession Time | 34:03 | 25:57 |
| Sacks By: No-Yds | 0-0 | 6-55 |
| Field Goals | 1-2 | 3-3 |

RUSHING: Kansas State - Thomas, Daniel 15-54-1; Valentine, Keithen 1-7-0; Coffman, Carson 20-6-0; Wilson, Braden 1-2-0. **UCLA** - Franklin, Johnathan 23-119-1; Coleman, Derrick 8-46-0; Craft, Kevin 1--1-0.

PASSING: Kansas State - Coffman, Carson 20-34-2 193; Thomas, Daniel 1-1-0 6. **UCLA** - Craft, Kevin 13-24-1 186.

RECEIVING: Kansas State - Banks, Brandon 6-33-0; Thomas, Daniel 4-61-0; Brown, Lamar 4-43-0; Mastrud, Jeron 2-20-0; Vignery, Brice 2-14-0; Smith, Sheldon 1-18-0; Snipes, Attrail 1-6-0; Wilson, Braden 1-4-0. **UCLA** - Rosario, Nelson 3-45-0; Austin, Terrence 2-58-1; Paulsen, Logan 2-23-0; Moya, Ryan 2-22-0; Embree, Taylor 1-17-0; Harkey, Cory 1-10-0; Moline, Chane 1-7-0; Moutra, Antwon 1-4-0.

GAME NO. 4

| | |
|---|-----------|
|  TENNESSEE TECH | 7 |
|  KANSAS STATE | 49 |

Bill Snyder Family Stadium • Manhattan, Kan.
Sept. 26, 2009 • Attendance: 48,094

MANHATTAN, Kan. - Senior Brandon Banks became the 12th player in NCAA history, including the first Big 12 player, to return two kickoff for touchdowns in the same game, as Kansas State rolled past Tennessee Tech, 49-7, on a beautiful Saturday afternoon at Bill Snyder Family Stadium.

Banks, whose 303 all-purpose yards ranks fifth in school history, broke a 7-all tie with a 91-yard kick return with 2:28 remaining in the first quarter then jump-started the second half with a 92-yard return to give the Wildcats a 28-7 lead. Banks also had three receptions for 90 yards, including an electrifying 64-yard reception to set up a 2-yard score by junior running back Daniel Thomas in the second quarter. The last play to achieve the feat of two kickoff returns for touchdowns was UCLA's Brandon Breazell against Northwestern in the Sun Bowl on Dec. 30, 2005.

Banks' banner day overshadowed another fine outing by Thomas, who recorded his third 100-yard rushing game of the season with a career-high 139 yards to go with two touchdowns. Two other rushers - seniors Keithen Valentine (73 yards on 10 carries) and Grant Gregory (58 yards on nine carries) - tallied 50 or more yards to help the Wildcats post their highest rushing total since 2005.

Junior quarterback Carson Coffman was also solid on the day, completing 8-of-9 passes for 131 yards. He also capped K-State's second offensive scoring drive with a 5-yard score in the second quarter.

Backup signal caller Grant Gregory saw his most significant action of the season, playing most of the third and fourth quarters. Gregory was a perfect 2-of-2 passing for 21 yards to go with 58 yards rushing. He scored his first career touchdown as a Wildcat on a one-yard run with 10:50 left in the fourth quarter that capped the scoring. The K-State offense finished with a season-high 49 points, which was four more than it had totaled in its three previous games of the season. The squad also collected season bests for total yards (448) and rushing yards (296).

The defense was again stellar on the afternoon, holding the Golden Eagles to just 107 yards of total offense including negative 19 yards rushing to go with three sacks.

| GAME 4 • SCORE BY QUARTERS | 1 | 2 | 3 | 4 | F |
|----------------------------|----|---|----|---|----|
| Tennessee Tech | 7 | 0 | 0 | 0 | 7 |
| Kansas State | 14 | 7 | 21 | 7 | 49 |

SCORING SUMMARY

FIRST QUARTER

KS - Thomas 1 yd run (Cherry kick), 5:35
TNT - Hogue 19 yd pass from Sweeney (Donegan kick), 2:40
KS - Banks 91 yd kickoff return (Cherry kick), 2:28

SECOND QUARTER

KS - Coffman 5 yd run (Cherry kick), 2:34

THIRD QUARTER

KS - Banks 92 yd kickoff return (Cherry kick), 14:46
KS - Thomas 1 yd run (Cherry kick), 11:34
KS - Valentine 15 yd run (Klimek kick), 5:28

FOURTH QUARTER

KS - Gregory 1 yd run (Klimek kick), 10:59



| TEAM STATISTICS..... | KS | TTU |
|---------------------------|---------|---------|
| FIRST DOWNS | 24 | 9 |
| YARDS RUSHING | 295 | -19 |
| YARDS PASSING | 152 | 126 |
| Comp-Att-Int | 10-11-0 | 12-19-1 |
| TOTAL YARDS | 448 | 107 |
| Fumbles: No-Lost | 1-0 | 0-0 |
| Penalties: No-Yards | 10-96 | 4-30 |
| Punts-Avg | 0-0-0 | 8-43.5 |
| Punt Ret: No-Yds-TD | 5-81-0 | 0-0-0 |
| KO Ret: No-Yds-TD | 2-183-2 | 6-85-0 |
| INT: No-Yds-TD | 1-0-0 | 0-0-0 |
| Fum. Ret: No-Yds-TD | 0-0-0 | 0-0-0 |
| Third-Down | 5 of 10 | 2 of 11 |
| Possession Time | 36:08 | 23:52 |
| Sacks By: No-Yds | 3-33 | 1-7 |
| Field Goals | 0-1 | 0-0 |

RUSHING: Kansas State - Thomas, Daniel 26-139-2; Valentine, Keithen 10-73-1; Gregory, Grant 9-58-1; Childs, Jarell 5-26-0; Coffman, Carson 5-5-1; Hilburn, Adrian 1-1-0; Banks, Brandon 1-1-0. **Tennessee Tech** - Wilkerson, Cedric 3-9-0; Gay, Dontey 7-4-0; Ziegler, Zack 1-3-0; Blair, Jimmie 5-2-0; Lamb, Tre 2-1-0; Barnes, Cass 4--5-0; Sweeney, Lee 3--33-0.

PASSING: Kansas State - Coffman, Carson 8-9-0 131; Gregory, Grant 2-2-0 21. **Tennessee Tech** - Sweeney, Lee 11-18-1 121; Lamb, Tre 1-1-0 5.

RECEIVING: Kansas State - Banks, Brandon 3-90-0; Mastrud, Jeron 3-26-0; Tannahill, Travis 1-16-0; Klein, Collin 1-8-0; Wilson, Braden 1-7-0; Smith, Sheldon 1-5-0. **Tennessee Tech** - Benford, Tim 3-19-0; Hogue, Jamere 2-26-1; Robinson, Anton 2-20-0; Watson, Corey 1-27-0; Stevens, Charlie 1-16-0; Garrett Demetrius 1-11-0; Powers, Cory 1-5-0; Wilkerson, Cedric 1-2-0.

GAME NO. 5

| | |
|---|-----------|
|  KANSAS STATE | 24 |
|  IOWA STATE | 23 |

Arrowhead Stadium • Kansas City, Mo.
Oct. 3, 2009 • Attendance: 40,851

KANSAS CITY, Mo. - Sophomore defensive back Emmanuel Lamur blocked the tying extra-point with 32 seconds remaining to help Kansas State earn its first Big 12 win with a 24-23 victory over Iowa State at Arrowhead Stadium on Saturday afternoon.

Senior quarterback Grant Gregory threw two fourth-quarter touchdowns in his first career start as a Wildcat, completing 16 of 23 passes for 206 yards to go with 29 yards rushing on 14 carries and one touchdown. The go-ahead score came with 5:36 remaining in the game in which Gregory rolled out to avoid the rush before hitting senior wideout Brandon Banks on a 54-yard strike.

Junior running back Daniel Thomas nearly collected his fourth 100-yard game of the season, posting 96 yards on 25 carries. He also had five catches for 38 yards, including a 13-yard catch. Banks, the reigning Big 12 Special Teams of the Week, totaled 164 of all-purpose yards, including four catches for 66 yards and a touchdown and three kickoffs for 67 yards.

The offenses were nearly identical with Iowa State (3-2, 0-1 Big 12) holding a narrow advantage on total yards, 371-360. The Wildcats (3-2, 1-0 Big 12) had 206 yards passing to go with 154 yards on the ground. Once again, K-State held the edge in time of possession (33:33 to 26:27) and converted eight of 16 third-down conversions.

Gregory got the scoring started with a 2-yard run to cap a 13-play, 89-yard drive on its opening possession that consumed seven minutes of the first quarter. Thomas got the ball on the first five possession and totaled 30 yards on seven rushes.

The defense was led by the play of linebacker Alex Hrebec, who had a team-high eight tackles. Defensive back Joshua Moore had 5 1/2 tackles and a break-up, while Jeffrey Fitzgerald totaled five tackles. Linebacker John Houlik posted 4 1/2 tackles and one fumble recovery and defensive back Stephen Harrison had four stops and two pass break-ups.

| GAME 5 • SCORE BY QUARTERS | 1 | 2 | 3 | 4 | F |
|----------------------------|---|----|---|----|------|
| Kansas State | 7 | 3 | 0 | 14 | — 24 |
| Iowa State | 0 | 10 | 7 | 6 | — 23 |

SCORING SUMMARY

FIRST QUARTER

KS - Gregory 2 yd run (Cherry kick), 5:11

SECOND QUARTER

ISU - Mahoney 32 yd field goal, 9:39

ISU - Catlett 22 yd pass from Arnaud (Mahoney kick), 3:55

KS - Cherry 39 yd field goal, 00:05

THIRD QUARTER

ISU - Arnaud 3 yd run (Mahoney kick), 7:27

FOURTH QUARTER

KS - Brown 16 yd pass from Gregory (Cherry kick), 13:45

KS - Banks 54 yd pass from Gregory (Cherry kick), 5:36

ISU - Williams 23 yd pass from Arnaud (PAT blocked), 00:32



| TEAM STATISTICS..... | KS | ISU |
|---------------------------|---------|---------|
| FIRST DOWNS | 15 | 20 |
| YARDS RUSHING | 154 | 207 |
| YARDS PASSING | 206 | 134 |
| Comp-Att-Int | 16-23-1 | 13-27-0 |
| TOTAL YARDS | 360 | 371 |
| Fumbles: No-Lost | 2-1 | 2-2 |
| Penalties: No-Yards | 6-52 | 5-65 |
| Punts-Avg | 5-40.2 | 5-43.2 |
| Punt Ret: No-Yds-TD | 0-0-0 | 0-0-0 |
| KO Ret: No-Yds-TD | 4-83-0 | 5-127-0 |
| INT: No-Yds-TD | 0-0-0 | 1--2-0 |
| Fum. Ret: No-Yds-TD | 0-0-0 | 0-0-0 |
| Third-Down | 8 of 16 | 6 of 15 |
| Possession Time | 33:33 | 26:27 |
| Sacks By: No-Yds | 0-0 | 1-11 |
| Field Goals | 1-1 | 1-1 |

RUSHING: Kansas State - Thomas, Daniel 25-96-0; Gregory, Grant 14-29-1; Banks, Brandon 2-31-0. Iowa State - Arnaud, Austen 16-84-1; Schwartz, Jeremiah 21-76-0; Robinson Alexander 4-47-0.

PASSING: Kansas State - Gregory, Grant 16-23-2 206. Iowa State - Arnaud, Austen 13-27-2 164.

RECEIVING: Kansas State - Thomas, Daniel 5-38-0; Banks, Brandon 4-66-1; Brown, Lamark 3-61-1; Klein, Collin 2-4-0; Snipes, Attrail 1-24-0; Mastrud, Jeron 1-13-0. Iowa State - Williams, Jake 5-61-1; Hamilton, Marquis 3-47-0; Catlett, Derrick 3-46-1; Franklin, Collin 2-10-0

GAME NO. 6

| | |
|---|-----------|
|  KANSAS STATE | 14 |
|  TEXAS TECH | 66 |

Jones AT&T Stadium • Lubbock, Texas
Oct. 10, 2009 • Attendance: 47,382

LUBBOCK, Texas - Quarterback Steven Sheffield threw for 490 yards and seven touchdown passes in his first career start to help Texas Tech beat Kansas State 66-14 on Saturday night.

Three Red Raiders receivers tallied 90 yards or more. Lewis caught eight passes for 100 yards, Franks had three passes for 99 yards and Swindall got 97 yards on five catches.

Texas Tech's running game kept Kansas State off-balance. Baron Batch rushed for 86 yards on nine carries and Harrison Jeffers got 55 yards on seven carries.

The Wildcats offense was anemic in the first half. They sustained only one drive in the first half, managing four first downs and hanging onto the ball for more than six minutes on their opening possession. Grant Gregory got sacked three times-twice by Brandon Sharpe and once by Ra'Jon Henley-before Carson Coffman replaced him late in the second quarter.

Kansas State's first score came from its defense. Sheffield threw an interception on his first pass of the second half when Wildcats end Jeffrey Fitzgerald stepped in front of a ball meant for Alex Torres and returned it 17 yards to make it 38-7.

It wasn't until quarterback Carson Coffman replaced Gregory that the Wildcats showed some life. He was 11-for-17 and finished with 131 passing yards.

Coffman found some success in the third quarter but it didn't translate into a touchdown. After a 52-yard pass to Daniel Thomas and a 29-yarder to Jeron Mastrud, the Wildcats failed on a fourth-and-5 and gave the ball back to the Red Raiders.

Kansas State scored its second touchdown-and its only offensive one- midway through the fourth quarter when Keithen Valentine ran for an 8-yard touchdown to whittle the margin to 59-14. Valentine rushed for a career-high 96 yards on eight carries.

| GAME 6 • SCORE BY QUARTERS | 1 | 2 | 3 | 4 | F |
|----------------------------|----|----|----|----|------|
| Kansas State | 0 | 0 | 7 | 7 | — 14 |
| Texas Tech | 14 | 24 | 14 | 14 | — 66 |

SCORING SUMMARY

FIRST QUARTER

TT - Swindall 52 yd pass from Sheffield (Williams kick), 11:31

TT - Torres 6 yd pass from Sheffield (Williams kick), 1:49

SECOND QUARTER

TT - Williams 20 yd field goal, 11:28

TT - Lewis 4 yd pass from Sheffield (Williams kick), 6:49

TT - Franks 72 yd pass from Sheffield (Williams kick), 3:59

TT - Torres 28 yd pass from Sheffield (Williams kick), 0:29

THIRD QUARTER

KS - Fitzgerald 17 yd interception return (Cherry kick), 12:54

TT - Batch 4 yd run (Williams kick), 7:59

TT - Lewis 12 yd pass from Sheffield (Williams kick), 3:52

FOURTH QUARTER

TT - Leong 25 yd pass from Sheffield (Williams kick), 12:34

KS - Valentine 8 yd run (Cherry kick), 7:33

TT - Brinker 7 yd pass from Doege (Williams kick), 4:09



| TEAM STATISTICS..... | KS | TT |
|---------------------------|----------|---------|
| FIRST DOWNS | 10 | 33 |
| YARDS RUSHING | 116 | 185 |
| YARDS PASSING | 168 | 554 |
| Comp-Att-Int | 16-24-0 | 39-49-1 |
| TOTAL YARDS | 284 | 739 |
| Fumbles: No-Lost | 4-2 | 2-0 |
| Penalties: No-Yards | 9-78 | 8-95 |
| Punts-Avg | 7-39.3 | 1-35.0 |
| Punt Ret: No-Yds-TD | 0-0-0 | 2-3-0 |
| KO Ret: No-Yds-TD | 11-184-0 | 2-49-0 |
| INT: No-Yds-TD | 1-71-1 | 0-0-0 |
| Fum. Ret: No-Yds-TD | 0-0-0 | 0-0-0 |
| Third-Down | 3 of 12 | 5 of 8 |
| Possession Time | 28:15 | 31:45 |
| Sacks By: No-Yds | 2-9 | 4-31 |
| Field Goals | 0-0 | 1-1 |

RUSHING: Kansas State - Valentine, Keithen 8-96-1; Thomas, Daniel 11-49-0; Coffman, Carson 3--5-0; Gregory, Grant 6--24-0. Texas Tech - Batch, Baron 9-86-1; Jeffers, H 7-55-0; Stephens, Eric 5-34-0; Sheffield, Steven 3-19-0; Boege, Seth 2-9-0.

PASSING: Kansas State - Coffman, Carson 11-16-0 131; Gregory, Grant 5-8-0 37. Texas Tech - Sheffield, Steven 33-41-1 490; Doege, Seth 6-8-0 64.

RECEIVING: Kansas State - Snipes, Attrail 7-82-0; Thomas, Daniel 4-50-0; Mastrud, Jeron 2-6-0; Vignery, Brice 1-13-0; Brown, Lamark 1-12-0; Banks, Brandon 1-5-0. Texas Tech - Lewis, Detron 8-100-2; Jeffers, H. 6-47-0; Swindall, T. 5-97-1; Franks, Jacoby 3-99-1; Zouzaik, A. 3-44-0; Stephens, Eric 3-18-0; Batch, Baron 3-12-0; Leong, Lyle 2-47-1; Britton, Edward 2-44-0; Torres, Alex 2-34-2; Brinker, Brik 1-7-1; James, Adam 1-5-0.

GAME NO. 7

| | | |
|---|----------------------|-----------|
|  | TEXAS A&M | 14 |
|  | KANSAS STATE | 62 |

Bill Snyder Family Stadium • Manhattan, Kan.
Oct. 17, 2009 • Attendance: 44,934

MANHATTAN, Kan. - Daniel Thomas ran for four touchdowns in the first half and Brandon Banks returned the second-half kickoff 97 yards for another score, leading Kansas State to an improbable 62-14 rout over Texas A&M Saturday night.

A week after allowing 66 points and more than 700 yards in a disheartening loss to Texas Tech, Kansas State (4-3, 2-1 Big 12) steamrolled Texas A&M on both sides of the ball for its most lopsided conference win since beating Iowa State 58-7 in 2002.

The Wildcats led 38-0 at halftime after Thomas scored on runs of 7, 3, 9 and 17 yards, then scored 21 points over the first 5:12 of the third quarter before Texas A&M (3-3, 0-2) finally started to put points on the board. Keithen Valentine ran for a pair of touchdowns in the second half and Grant Gregory was steady after being replaced by Carson Coffman last week, throwing for 147 yards and a touchdown on 10-of-13 passing.

Kansas State's defense forced five turnovers while holding the Aggies to 70 first-half yards and minus-13 yards rushing overall.

The Wildcats also harassed Jerrod Johnson, the Big 12's total offense leader, with six sacks and three interceptions, ending his Big 12 record at 242 pass attempts without throwing a pick. He finished with 314 yards passing and threw two touchdowns to Uzoma Nwachukwu -- both after Kansas State had built a 59-0 lead. The defensive dominance gave the Wildcats a short field most of the game and they took advantage, scoring on six of seven drives for their most points in a half since scoring 50 against New Mexico State in 2001.

| GAME 7 • SCORE BY QUARTERS | 1 | 2 | 3 | 4 | F |
|----------------------------|----|----|----|---|----|
| Texas A&M | 0 | 0 | 14 | 0 | 14 |
| Kansas State | 17 | 21 | 21 | 3 | 62 |

SCORING SUMMARY

FIRST QUARTER

KS - Thomas 7 yd run (Cherry kick), 13:00
KS - Cherry 23 yd field goal, 6:34
KS - Thomas 3 yd run (Cherry kick), 3:34

SECOND QUARTER

KS - Thomas 9 yd run (Cherry kick), 8:19
KS - Thomas 17 yd run (Cherry kick), 1:02
KS - Klein 16 yd pass from Gregory (Cherry kick), 0:10

THIRD QUARTER

KS - Banks 97 yd kickoff return (Cherry kick), 14:46
KS - Valentine 9 yd run (Cherry kick), 13:50
KS - Valentine 20 yd run (Cherry kick), 9:48
TAM - Nwachukwu 66 yd pass from Johnson (Bullock kick), 9:34
TAM - Nwachukwu 23 yd pass from Johnson (Bullock kick), 5:01

FOURTH QUARTER

KS - Klimek 46 yd field goal, 8:07



| TEAM STATISTICS | KS | TAM |
|---------------------|---------|----------|
| FIRST DOWNS | 24 | 19 |
| YARDS RUSHING | 232 | -13 |
| YARDS PASSING | 192 | 314 |
| Comp-Att-Int | 15-19-0 | 21-45-3 |
| TOTAL YARDS | 424 | 424 |
| Fumbles: No-Lost | 2-0 | 3-3 |
| Penalties: No-Yards | 7-54 | 4-46 |
| Punts-Avg | 5-40.0 | 8-37.5 |
| Punt Ret: No-Yds-TD | 5-53-0 | 0-0-0 |
| KO Ret: No-Yds-TD | 2-129-1 | 10-170-0 |
| INT: No-Yds-TD | 3-34-0 | 0-0-0 |
| Fum. Ret: No-Yds-TD | 0-0-0 | 0-0-0 |
| Third-Down | 4 of 13 | 4 of 14 |
| Possession Time | 37:08 | 22:52 |
| Sacks By: No-Yds | 6-53 | 1-7 |
| Field Goals | 2-2 | 0-0 |

RUSHING: Kansas State - Thomas, Daniel 18-91-4; Valentine, Keithen 10-61-2; Childs, Jarell 8-53-0; Gregory, Grant 9-33-0; Wilson, Braden 2-6-0; Coffman, Carson 4--4-0; Klein, Collin 1--8-0. **Texas A&M** - Michael, Christine 11-22-0; Gray, Cyrus 2-3-0; McCoy, Jamie 1-2-0; Johnson, Jerrod 9--4-0.

PASSING: Kansas State - Gregory, Grant 10-13-0 147; Coffman, Carson 5-6-0 45. **Texas A&M** - Johnson, Jerrod 21-45-3 314.

RECEIVING: Kansas State - Banks, Brandon 6-60-0; Mastrud, Jeron 2-52-0; Klein, Collin 2-21-1; Tannahill, Travis 1-21-0; Wilson, Braden 1-18-0; Snipes, Attrail 1-11-0; Thomas, Daniel 1-7-0; Bachamp, Cole 1-2-0. **Texas A&M** - Morrow, Howard 6-75-0; Nwachukwu, Uzoma 5-136-2; Michael, Christine 4-12-0; McCoy, Jamie 2-27-0; McCoy, Terrence 1-20-0; Jackson, Brandal 1-19-0; Gray, Cyrus 1-15-0; Tannehill, Ryan 1-10-0.

GAME NO. 8

| | | |
|---|---------------------|-----------|
|  | COLORADO | 6 |
|  | KANSAS STATE | 20 |

Bill Snyder Family Stadium • Manhattan, Kan.
Oct. 24, 2009 • Attendance: 42,019

MANHATTAN, Kan. - Senior Daniel Thomas ran for 145 yards and a touchdown, and Emmanuel Lamur had two interceptions to lead Big 12 North-leading Kansas State to a 20-6 win over Colorado on Saturday.

Kansas State (5-3, 3-1) is alone atop the Big 12 North after impressive wins over Texas A&M and Colorado. The Wildcats forced four turnovers and held Colorado to 244 total yards for their first 3-1 start in the Big 12 since 2000, during coach Bill Snyder's first tenure.

Colorado (2-5, 1-2) looked nothing like the team that traded big plays with Kansas last week, scoring on its first drive and doing little else to lose its 10th-straight road game. The Buffaloes are 2-17 away from Boulder in coach Dan Hawkins' three-plus seasons.

Kansas State's running game has been a big part of its recent success. The Wildcats have been consistent on the ground all season, ranking third in the Big 12, and even better the past two games, getting 204 yards against Colorado after a 232-yard day against Texas A&M.

Defense, though, has been the biggest difference. Since allowing more than 700 yards and seven touchdowns to Texas Tech, Kansas State has dominated the first half the past two weeks, leading Texas A&M and Colorado by a combined 58-6. The Wildcats have forced 10 turnovers and have had nine sacks the past two games after getting six the first six games.

The Wildcats chased Hansen all over the backfield on nearly every pass play and preventing him from running upfield after numerous escapes. Kansas State sacked Hansen four times and held him to 81 total yards.

| GAME 8 • SCORE BY QUARTERS | 1 | 2 | 3 | 4 | F |
|----------------------------|---|----|---|---|----|
| Colorado | 6 | 0 | 0 | 0 | 6 |
| Kansas State | 3 | 17 | 0 | 0 | 20 |

SCORING SUMMARY

FIRST QUARTER

KS - Cherry 25 yd field goal, 10:49
CU - Stewart 2 yd run (Goodman kick failed), 5:39

SECOND QUARTER

KS - Thomas 4 yd run (Cherry kick), 13:19
KS - Cherry 27 yd field goal, 11:24
KS - Gregory 5 yd run (Cherry kick), 1:11

| TEAM STATISTICS | KS | CU |
|---------------------|---------|---------|
| FIRST DOWNS | 14 | 15 |
| YARDS RUSHING | 204 | 60 |
| YARDS PASSING | 80 | 184 |
| Comp-Att-Int | 9-18-0 | 17-37-2 |
| TOTAL YARDS | 448 | 107 |
| Fumbles: No-Lost | 1-1 | 3-2 |
| Penalties: No-Yards | 9-69 | 8-69 |
| Punts-Avg | 7-33.4 | 7-37.4 |
| Punt Ret: No-Yds-TD | 3-10-0 | 3--3-0 |
| KO Ret: No-Yds-TD | 2-71-0 | 4-82-0 |
| INT: No-Yds-TD | 2-0-0 | 0-0-0 |
| Fum. Ret: No-Yds-TD | 0-0-0 | 0-0-0 |
| Third-Down | 2 of 11 | 5 of 16 |
| Possession Time | 34:17 | 25:43 |
| Sacks By: No-Yds | 4-32 | 2-17 |
| Field Goals | 2-02 | 0-0 |

RUSHING: Kansas State - Thomas, Daniel 20-145-1; Gregory, Grant 11-27-1; Valentine, Keithen 6-21-0; Banks, Brandon 2-15-0. **Colorado** - Stewart, Rodney 16-49-1; BiLallo, Matt 1-8-0; Sumler, Demetrius 2-7-0; Hawkins, Cody 1-4-0; Hansen, Tyler 11--8-0.

PASSING: Kansas State - Gregory, Grant 9-18-0 80. **Colorado** - Hawkins, Cody 10-23-2 95; Hansen, Tyler 7-14-0 89.

RECEIVING: Kansas State - Banks, Brandon 3-14-0; Snipes, Attrail 2-33-0; Thomas, Daniel 2-18-0; Mastrud 1-11-0; Wilson, Braden 1-4-0. **Colorado** - McKnight, Scotty 6-61-0; Geer, Riar 3-42-0; Deehan, Ryan 3-18-0; Simas, Markques 2-25-0; Stewart, Rodney 1-17-0; Lockridge, Brian 1-13-0; Ebner, Dustin 1-9-0.

GAME NO. 9



KANSAS STATE

30



OKLAHOMA

42

Memorial Stadium • Norman, Okla.
Oct. 31, 2009 • Attendance: 84,021

NORMAN, Okla. - Senior Brandon Banks tied the K-State school record with 351 all-purpose yards, including 98 on his fifth career kickoff return for a touchdown in the fourth quarter, but it wasn't enough as the Wildcats fell to No. 22 Oklahoma, 42-30, on Saturday night at Memorial Stadium.

Banks totaled 195 yards on six kickoff returns to go with nine catches for 156 yards against the Sooners. The 351 all-purpose yards tied Darren Sproles' school record, which he set against Louisiana on Sept. 18, 2004. Banks, who helped the Wildcats' close the gap with his return, increased his Big 12 and school records with his fifth career kickoff return and fourth this season.

K-State (5-4, 3-2 Big 12) fell behind 21-0 to Oklahoma (5-3, 3-1 Big 12), but rallied to within five points on two occasions, including 35-30 after Banks' 98-yard return. However, the Sooners put the game away with a 3-yard run by DeMarco Murray with 6:27 remaining in the fourth quarter.

The Sooners stopped Kansas State on downs at the K-State 41 with 4:10 left and Quinton Carter intercepted a pass from Grant Gregory at the Oklahoma 2 with 42 seconds left.

Despite the loss, the Wildcat offense totaled 30 points on the stingy Sooner defense, which previous opponent high was 21 points against Miami. The squad tallied 364 yards of total offense, including 215 through the air, and posted 20 first downs. K-State also remained atop the conference's North Division.

Senior quarterback Grant Gregory was solid on the night, completing 19-of-30 passes for 174 yards to go with 46 yards on the ground on nine carries. It marked season-high for Gregory in passing yards, completions and attempts.

Junior running back Daniel Thomas, who is 98 yards from 1,000 yards this season, rushed for 88 yards on 16 carries. He also completed one pass for 41 yards and had a 2-point conversion to Jeron Mastrud on the Wildcats' second touchdown. Senior running back Keithen Valentine had just four carries, but two of those went for scores, including a 14-yard scamper on fourth-and-one in the third quarter.

| GAME 9 • SCORE BY QUARTERS | 1 | 2 | 3 | 4 | F |
|----------------------------|----|---|----|----|----|
| Kansas State | 0 | 9 | 14 | 7 | 30 |
| Oklahoma | 21 | 7 | 0 | 14 | 42 |

SCORING SUMMARY

FIRST QUARTER

OU - Broyles 15 yd pass from Jones (Way kick), 13:47
OU - Miller 23 yd pass from Jones (Way kick), 11:41
OU - Broyles 2 yd pass from Jones (Way kick), 4:40

SECOND QUARTER

KS - Valentine 2 yd run (Cherry kick blocked), 8:25
OU - Murray 1 yd run (Way kick), 5:37
KS - Cherry 31 yd field goal, 1:23

THIRD QUARTER

KS - Valentine 14 yd run (Mastrud pass from Thomas), 8:31
KS - Thomas 2 yd run (Cherry kick blocked), 4:35

FOURTH QUARTER

OU - Murray 6 yd pass from Jones (Way kick), 11:32
KS - Banks 98 yd kickoff return (Cherry kick), 11:18
OU - Murray 3 yd run (Way kick), 6:27

| TEAM STATISTICS..... | KS | OU |
|---------------------------|---------|----------|
| FIRST DOWNS | 20 | 23 |
| YARDS RUSHING | 149 | 164 |
| YARDS PASSING | 215 | 294 |
| Comp-Att-Int | 20-31-1 | 36-37-0 |
| TOTAL YARDS | 364 | 458 |
| Fumbles: No-Lost | 0-0 | 0-0 |
| Penalties: No-Yards | 8-42 | 9-91 |
| Punts-Avg | 3-43.7 | 2-43.0 |
| Punt Ret: No-Yds-TD | 0-0-0 | 2-18-0 |
| KO Ret: No-Yds-TD | 7-203-1 | 5-118-0 |
| INT: No-Yds-TD | 0-0-0 | 1-9-0 |
| Fum. Ret: No-Yds-TD | 0-0-0 | 0-0-0 |
| Third-Down | 7 of 14 | 10 of 13 |
| Possession Time | 31:30 | 28:30 |
| Sacks By: No-Yds | 0-0 | 2-10 |
| Field Goals | 1-1 | 0-0 |

RUSHING: Kansas State - Thomas, Daniel 16-88-1; Gregory, Grant 9-46-0; Valentine, Keithen 4-15-2. Oklahoma - Brown, Chris 15-83-0; Murray, DeMarco 15-62-0; Broyles, Ryan 2-23-0; Jones, Landry 2--3-0.

PASSING: Kansas State - Gregory, Grant 19-30-1 174; Thomas, Daniel 1-1-0 41. Oklahoma - Jones, Landry 26-37-0 294.

RECEIVING: Kansas State - Banks, Brandon 9-156-0; Snipes, Attrail 5-53-0; Valentine, Keithen 5--2-0; Mastrud, Jeron 1-8-0. Oklahoma - Miller, Dejuan 9-94-1; Broyles, Ryan 8-91-2; Tennell, Adron 4-62-0; Murray, DeMarco 4-28-1; Hanna, James 1-19-0.

THE LAST TIME...

RUSHING/PASSING/RECEIVING

| | |
|--|---|
| Two 100-yd rushers | James Johnson (127) and Leon Patton (112) at Missouri, 10/21/06 |
| Two 100-yard receivers | Ernie Pierce (176) and Brandon Banks (145) vs. Oklahoam, 10/25/08 |
| Two 100-yard rushers & 100-yard receiver | Ell Roberson (145 rush)/Darren Sproles (175 rush) & James Terry (116 rec) vs. California, 8/23/03 |
| 100-yard rusher & Two 100-yard receivers | James Johnson (129) & Jordy Nelson (125)/Deon Murphy (406) at Nebraska, 11/10/07 |
| 100-yard rusher, | James Johnson (129 rush), |
| 100-yard receiver & 300-yard passer | Jordy Nelson (125 rec)/Deon Murphy (106 rec) & Josh Freeman (320 pass) at Nebraska, 11/10/07 |
| 300 yards passing & 100 yards rushing | Michael Bishop (341 pass, 101 rush) vs Texas A&M, 12/5/98 |
| QB with 100+ yds passing/rushing | Allen Webb (103 rush/140 pass) at Colorado, 11/13/04 |

RUSHING

| | |
|----------------------------|--|
| 25+ rushing attempts | 25, Daniel Thomas vs. Iowa State, 10/3/09 |
| 30+ rushing attempts | 30, Allan Evridge at Nebraska, 11/12/05 |
| 40+ rushing attempts | 42, Darren Sproles vs. Western Kentucky, 9/4/04 |
| 100+ yards rushing | 145, Daniel Thomas vs. Colorado, 10/24/09 |
| 150+ yards rushing | 172, James Johnson vs. Missouri, 10/17/07 |
| 200+ yards rushing | 292, Darren Sproles vs. Louisiana-Lafayette, 9/18/04 |
| Consec. 100-yard games | 2, Daniel Thomas 104, vs. Massachusetts, 9/5/09; 136 at Louisiana 9/12/09 |
| Consec. 150-yard games | 2, Thomas Clayton 177, vs. Florida International, 9/3/05; 152, at Marshall, 9/10/05 |
| Consec. 175-yard games | 2, Darren Sproles 273, vs. Missouri, 11/22/2003; 235, vs. Oklahoma, 12/6/03 |
| Consecutive 200-yard games | 2, Darren Sproles 273, vs. Missouri, 11/22/2003; 235, vs. Oklahoma, 12/6/03 |
| Consecutive 225-yard games | 2, Darren Sproles 273, vs. Missouri, 11/22/2003; 235, vs. Oklahoma, 12/6/03 |
| 50-yard+ run | 93t, Brandon Banks vs. Missouri, 11/9/08 |
| 70-yard+ run | 93t, Brandon Banks vs. Missouri, 11/9/08 |
| 80-yard+ run | 93t, Brandon Banks vs. Missouri, 11/9/08 |
| 90-yard+ run | 93t, Brandon Banks vs. Missouri, 11/9/08 |
| 3+ rushing TDs | 4, Daniel Thomas vs. Texas A&M, 10/17/09 |
| 4+ rushing TDs | 4, Daniel Thomas vs. Texas A&M, 10/17/09 |
| 5+ rushing TDs | 5, Jonathan Beasley vs. North Texas, 9/23/00 |

PASSING

| | |
|-----------------------------|---|
| 30+ attempts | 30, Grant Gregory at Oklahoma, 10/31/09 |
| 40+ attempts | 51, Josh Freeman vs. Oklahoma, 10/25/08 |
| 50+ attempts | 51, Josh Freeman vs. Oklahoma, 10/25/08 |
| 20+ completions | 20, Carson Coffman at UCLA, 9/16/09 |
| 25+ completions | 29, Josh Freeman vs. Oklahoma, 10/25/08 |
| 30+ completions | 36, Josh Freeman at Oklahoma State, 10/20/07 |
| 3+ TD passes | 3, Josh Freeman vs. Oklahoma, 10/25/08 |
| 4+ TD passes | 4, Ell Roberson vs. Oklahoma, 12/6/03 |
| 300+ yards passing | 478, Josh Freeman vs. Oklahoma, 10/25/08 |
| 400+ yards passing | 478, Josh Freeman vs. Oklahoma, 10/25/08 |
| Consecutive 250-yard+ games | 3, Josh Freeman 288, vs. Montana State, 9/6/08; 313 at Louisville, 9/17/08; 272 vs. Louisiana, 9/27/08 |
| Consecutive 300-yard games | 2, Josh Freeman 347, at Iowa State, 11/3/07; 320, at Nebraska, 11/10/07 |
| 50-yard+ completion | 52, Carson Coffman to Daniel Thomas at Texas Tech, 10/10/09 |
| 70-yard+ completion | 77t, Josh Freeman to Brandon Banks vs. Oklahoma, 10/25/08 |
| 80-yard+ completion | 80t, A. Evridge to J. Nelson at Texas Tech, 10/15/05 |
| 90-yard+ completion | 97t, M. Bishop to A. Lockett vs. La-Monroe, 9/26/98 |

RECEIVING

| | |
|-------------------------------|--|
| 10+ receptions | 11, Ernie Pierce vs. Oklahoma, 10/25/08 |
| 3+ TD receptions | 3, Jordy Nelson at Oklahoma State, 10/20/07 |
| 100+ receiving yards | 153, Brandon Banks at Oklahoma, 10/31/09 |
| 125+ receiving yards | 153, Brandon Banks at Oklahoma, 10/31/09 |
| 150+ receiving yards | 153, Brandon Banks at Oklahoma, 10/31/09 |
| 175+ receiving yards | 176, Ernie Pierce vs. Oklahoma, 10/25/08 |
| 200+ receiving yards | 214, Jordy Nelson at Iowa State, 11/3/07 |
| Consecutive 100-yard games | 2, Brandon Banks 153 at Louisville, 9/17/08 and 127 vs. Louisiana, 9/27/08 |
| 3+ Consecutive 100-yard games | 4, Jordy Nelson 176 at OSU, 10/20/07; 105 vs. BU, 10/27/07; 214 at ISU (11/3/07); 125 at NU, 11/10/07 |

TEAM

| | |
|----------------------------------|--|
| 300+ yards rushing | 305, vs. North Texas, 9/24/05 |
| 400+ yards rushing | 415, vs. Nebraska, 11/16/02 |
| Less than 10 yards net rushing | 1, vs. Oklahoma, 11/16/04 |
| Negative net rushing | (-12), vs. Texas Tech, 8/31/96 |
| 400+ yards passing | 481, vs. Montana State, 9/6/08 |
| 500+ yards total offense | 626, vs. Iowa State, 11/22/08 |
| 600+ yards total offense | 626, vs. Iowa State, 11/22/08 |
| Consec. gms, 500+ total yards | 502, at Iowa State, 11/8/03 561, at Nebraska, 11/15/03 |
| 4 consec. gms, 500+ total yards | 573, vs. ISU, 10/24/98; 566, at KU, 10/31/98 518, at Baylor, 11/7/98; 512, vs. Nebraska, 11/14/98 |
| <200 yards total offense | 182, vs. Kansas, 10/9/05 |
| <100 yards total offense | 86, vs. Nebraska 10/15/96 |
| 30+ first downs | 30, at Texas A&M, 10/11/08 |
| 35+ first downs | 37, vs. Iowa State, 10/24/98 |
| <10 first downs | 8, vs. Nebraska, 10/5/96 |
| 40+ points | 62, vs. Texas A&M, 10/17/09 |
| 50+ points | 62, vs. Texas A&M, 10/17/09 |
| 60+ points | 62, vs. Texas A&M, 10/17/09 |
| 70+ points | 76, vs. Ball State, 9/16/00 |
| 100+ yards in penalties | 162 (16 pen.) vs. Missouri State, 9/15/07 |
| 5+ fumbles lost | 5, vs. Southern California, 9/21/02 |
| Scored a safety | at Louisiana, 9/12/09 |
| Scored two safeties | at Nebraska, 11/12/05 |
| Scored two safeties in a quarter | at Nebraska (third quarter), 11/12/05 |
| Allowed a safety | vs. Texas A&M (punt), 10/22/05 |
| Forced five or more turnovers | 6, vs. Texas A&M, 10/17/09 |
| Forced three or more fumbles | 3, vs. Texas A&M, 10/17/09 |
| Committed five turnovers | 5, at Kansas, 11/1/08 |
| Committed six turnovers | 6, at Kansas, 11/18/06 |
| Recovered an on-side kick | Aubrey Quarles at Missouri, 11/9/08 |
| Shutout | vs. Florida Atlantic (45-0), 9/9/06 |
| Shutout on road | at Iowa State (45-0), 11/8/03 |
| Shutout vs. conference opponent | at Iowa State (45-0), 11/8/03 |
| Shutout by, first half | at Kansas, 11/1/08 |
| Shutout by, second half | at Colorado, 10/18/08 |
| Shutout by, game | at Colorado (12-0), 11/19/96 |
| Overtime game | vs. Texas A&M, 12/5/98 (L, 33-36 - 2ot) |
| Come-from-behind win | vs. Oklahoma State, 10/7/06 (17-27, fourth quarter) |

MISCELLANEOUS

| | |
|-----------------------------------|---|
| 300+ yds individual total offense | 501, Josh Freeman (478 pass, 23 rush) vs. Oklahoma, 10/25/08 |
| 400+ yds individual total offense | 501, Josh Freeman (478 pass, 23 rush) vs. Oklahoma, 10/25/08 |
| 300+ all-purpose yards | 351, Brandon Banks, at Oklahoma, 10/31/09 (156 receiving, 195 kickoff return) |
| 6+ TDs responsible for | 6, Jonathan Beasley (4 pass, 2 rush) at Oklahoma State, 10/23/99 |

THE LAST TIME...

| | |
|-------------------------------------|--|
| 4+ TDs scored | 4, Daniel Thomas (4 rush) vs. Texas A&M, 10/17/09 |
| 3+ field goals | 3, Brooks Rossman vs. Baylor, 10/27/07 |
| 4+ field goals | 4, Brooks Rossman vs. Colorado, 10/13/07 |
| 5+ field goals | 5, Jamie Rheem vs. Texas, 10/2/99 |
| 7+ PATs | 8, Josh Cherry vs. Texas A&M, 10/17/09 |
| 8+ PATs | 8, Josh Cherry vs. Texas A&M, 10/17/09 |
| 9+ PATs | 9, Brooks Rossman vs. Montana State, 9/6/08 |
| 50-yd+ FG | 53, Brooks Rossman at Colorado, 10/18/08 |
| 60-yd+ FG | 65, Martin Gramatica vs. N. Illinois, 9/26/98 |
| 15+ tackles | 15, Ted Sims at Texas, 10/4/03 |
| 5+ tackles for loss | 5.0, Ian Campbell vs. Illinois State, 9/2/06 |
| 3+ sacks | 3.0, Ian Campbell vs. Illinois State, 9/2/06 |
| 2+ interceptions | 2, Emmanuel Lamur vs. Colorado, 10/24/09 |
| TD on an INT return | Jeffrey Fitzgerald (17 yards) at Texas Tech, 10/10/09 |
| TD on fumble return (def) | Courtney Herndon (43 yards) vs. Montana State, 9/6/08 |
| TD on fumble return (special teams) | Byron Garvin (9 yards) vs. Illinois State, 9/2/06 |
| TD on fumble return (off) | Tony Madison (0 yards) vs. Fresno State, 9/11/04 |
| TD on punt return | Courtney Herndon (10 yards) at Texas A&M, 10/11/08 |
| Consecutive games w/punt return TD | 2, Aaron Lockett vs. Louisiana Tech (69 yards), 9/2/2000; vs. Ball State (84 yards), 9/16/00 |
| 3 Consec. gms w/punt return TD | 3, David Allen vs. Indiana State (63 yards), 9/5/98 vs. Northern Illinois (69 yards), 9/12/98; vs. Texas (93 yards), 9/19/98 |
| TD on kickoff return | Brandon Banks (98 yards) at Oklahoma, 10/31/09 |
| 2+ TD on kickoff return | Brandon Banks, 2 (91 and 92 yards), vs. Tennessee Tech, 9/26/09 |
| TD on KO return to start game | Justin McKinney (88 yards) vs. Florida Atlantic, 9/9/06 |
| 2-point conversion | Daniel Thomas to Jeron Mastrud, at Oklahoma, 10/31/09 |
| Blocked field goal | Emmanuel Lamur, vs. Massachusetts, 9/5/09 |
| TD on blocked field goal | Randy Jordan (93 yards) at Baylor, 11/16/02 |
| Blocked punt | Chris Carney, vs. Massachusetts, 9/5/09 |
| TD on blocked punt | Courtney Herndon (10 yards) at Texas A&M, 10/11/08 |
| Blocked extra point | Emmanuel Lamur vs. Iowa State, 10/3/09 |
| Defensive extra point | Terence Newman (90-yd DXP kick return) vs. Southern California, 9/21/02 |
| 2+ blocked kicks, game | 2, Rashad Washington vs. Colorado, 2 punts, 10/18/03 |
| Largest deficit overcome | 21 points (school record - 3 times) vs. Iowa State (7-28, 3rd qtr), 9/25/99; vs. Oklahoma State (0-21, 2nd qtr), 10/23/99, at Missouri (0-21, 2nd qtr), 11/06/04 |

OPPONENTS

RUSHING

| | |
|----------------------|---|
| 30+ rushing attempts | 36, Adrian Peterson (Oklahoma), 10/16/04 |
| 100+ yards rushing | 119, Johnathan Franklin (UCLA), 9/19/09 |
| 150+ yards rushing | 181, Jake Sharp (Kansas), 11/1/08 |
| 200+ yards rushing | 201, Jon Cornish (Kansas), 11/18/06 |
| 300+ yards rushing | 320, Barry Sanders (Oklahoma State), 10/29/88 |
| Two 100-yard rushers | Victor Anderson (183) / Brock Bolen (106) (Louisville), 9/17/08 |
| 60-yard+ run | 69t, Tyrell Fenroy (Louisiana), 9/27/08 |
| 70-yard+ run | 80t, Jerry Babb (Louisiana-Lafayette), 9/18/04 |
| 80-yard+ run | 80t, Jerry Babb (Louisiana-Lafayette), 9/18/04 |
| 85-yard+ run | 85t, Chris Brown (Colorado), 10/5/02 |
| 90-yard+ run | 91, David Thompson (Okla. State), 11/18/95 |
| 3+ rushing TDs | 4, Jake Sharp (Kansas), 11/1/08 |

PASSING

| | |
|-----------------|---|
| 40+ attempts | 45, Jerrod Johnson (Texas A&M), 10/17/09 |
| 60+ attempts | 65, Cody Hodges (Texas Tech), 10/15/05 |
| 20+ completions | 26, Landry Jones (Oklahoma), 10/31/09 |
| 25+ completions | 26, Landry Jones (Oklahoma), 10/31/09 |
| 30+ completions | 38, Steven Sheffield (Texas Tech), 10/10/09 |
| 40+ completions | 44, Cody Hodges (Texas Tech), 10/15/05 |

| | |
|--------------------|--|
| 3+ TD passes | 4, Landry Jones (Oklahoma), 10/31/09 |
| 4+ TD passes | 4, Landry Jones (Oklahoma), 10/31/09 |
| 250+ yards passing | 294, Landry Jones (Oklahoma), 10/31/09 |
| 300+ yards passing | 314, Jerrod Johnson (Texas A&M), 10/17/09 |
| 350+ yards passing | 490, Steven Sheffield (Texas Tech), 10/10/09 |

RECEIVING

| | |
|----------------------|---|
| 10+ receptions | 12, Ryan Tannehill (Texas A&M), 10/11/08 |
| 100+ receiving yards | 136, Uzoma Nwachukwu (Texas A&M), 10/17/09 |
| 125+ receiving yards | 136, Uzoma Nwachukwu (Texas A&M), 10/17/09 |
| 150+ receiving yards | 210, Ryan Tannehill (Texas A&M), 10/11/08 |
| 200+ receiving yards | 210, Ryan Tannehill (Texas A&M), 10/11/08 |
| 60-yard+ reception | 66t, Jerrod Johnson to Uzoma Nwachukwu (Texas A&M), 10/17/09 |
| 70-yard+ reception | 72t, Steven Sheffield to Jacoby Franks (Texas Tech), 10/10/09 |
| 90-yard+ reception | 94t, Jeremy Bloom from Robert Hodge (Colorado), 10/5/02 |
| 2+ TD catches | 2, Ryan Broyles (Oklahoma), 10/31/09 |

TEAM

| | |
|---------------------------|---|
| <10 yards net rushing | minus 13, Texas A&M, 10/17/09 |
| <20 yards net rushing | minus 13, Texas A&M, 10/17/09 |
| <50 yards net rushing | minus 13, Texas A&M, 10/17/09 |
| 300+ yards rushing | 340, Nebraska, 11/15/08 |
| 400+ yards rushing | 518, Colorado, 11/18/89 |
| 500+ yards rushing | 518, Colorado, 11/18/89 |
| 700+ yards rushing | 768, Oklahoma, 10/15/88 |
| <10 yards net passing | 5, Ball State, 9/16/00 |
| 300+ yards passing | 314, Texas A&M, 10/17/09 |
| 350+ yards passing | 554, Texas Tech, 10/10/09 |
| 500+ yards total offense | 739, Texas Tech (554 pass, 185 run), 10/10/09 |
| 400+ yards total offense | 458, Oklahoma (294 pass, 164 run), 10/31/09 |
| <200 yards total offense | 107, Tennessee Tech (-19 rush, 126 pass), 9/26/09 |
| <150 yards total offense | 107, Tennessee Tech (-19 rush, 126 pass), 9/26/09 |
| <100 yards total offense | 53, Ball State (46 rush, 5 pass), 9/16/00 |
| 30+ first downs | 33, Texas Tech (11r, 21p, 1pn), 10/10/09 |
| <10 first downs | 8, Marshall (3r, 3p, 2pn), 9/16/06 |
| <5 first downs | 4, North Texas (3r, 0p, 1pn), 9/23/00 |
| 40+ points | 41, Oklahoma, 10/31/09 |
| 50+ points | 66, Texas Tech, 10/10/09 |
| 60+ points | 66, Texas Tech, 10/10/09 |
| 70+ points | 73, Nebraska, 11/10/07 |
| 100 yards in penalties | 103, Baylor, 10/27/07 |
| Blocked punt | Massachusetts, 9/5/09 |
| Blocked extra point | Oklahoma, 10/31/09 |
| Blocked field goal | Louisville, 9/23/06 |
| TD on interception return | Anthony Webb (Kansas), 42 yds, 11/18/06 |
| TD on punt return | D.J. Adeoba (Massachusetts), 26 yds, 9/5/09 |
| TD on kickoff return | Jeremy Maclin, Missouri, 99 yds, 11/17/07 |
| TD on fumble return | Antonio Coleman (Auburn), 34 yds, 9/1/07 |
| TD on blocked punt | D.J. Adeoba (Massachusetts), 26 yds, 9/5/09 |
| 2-point conversion | Dahrran Diedrick run (Nebraska), 11/10/01 |
| Defensive extra-point | Darrent Williams (85-yd DXP kick return), Okla. State, 10/12/02 |